

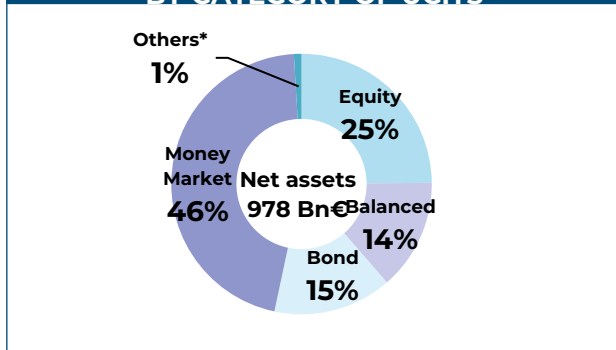
FRENCH INVESTMENT FUNDS MONTHLY STATISTICS

EVOLUTION OF NET ASSETS BY CATEGORY OF FRENCH INVESTMENT FUNDS IN € BN

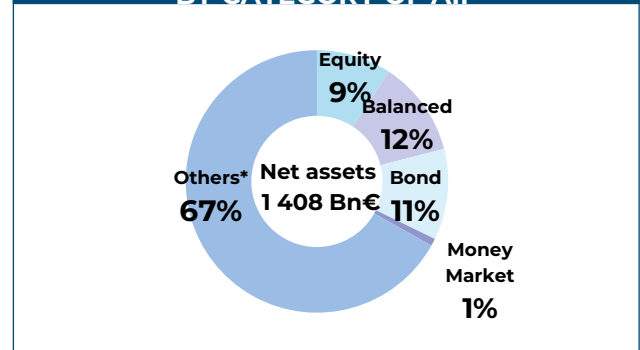
Category	Net Assets	Net assets variation	
	2024/04/30	over a month	Year To Date
Equity	373,2	-9,6	14,3
Balanced	300,3	-5,7	-2,1
Bond	301,7	4,6	10,7
Money Market	459,5	16,1	43,4
Others*	950,7	3,0	40,5
Total	2 385,4	8,4	106,8
Total w/o MMF.	1 925,9	-7,7	63,4

*Others : Guaranteed/protected funds, Employees savings, PE, Real Estate, FoHF, and Securitization Funds

NET ASSETS BREAKDOWN BY CATEGORY OF UCITS

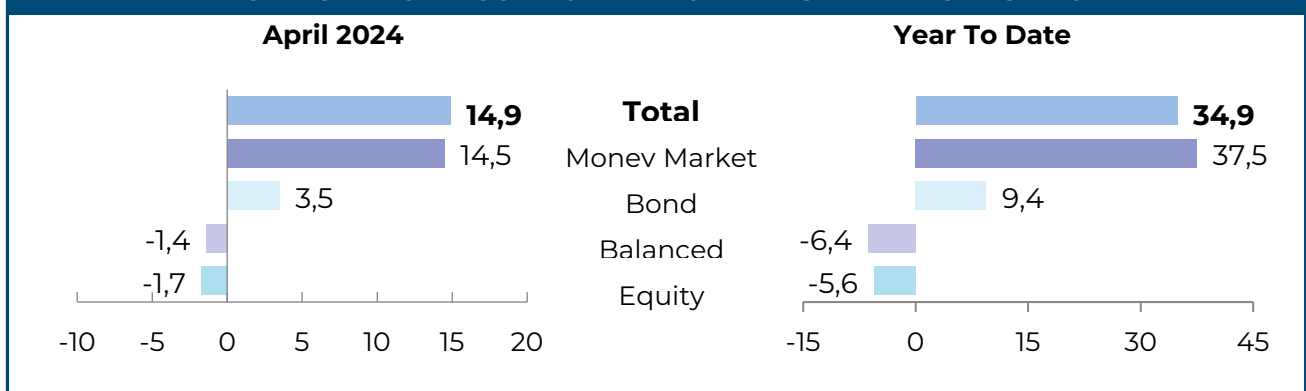


NET ASSETS BREAKDOWN BY CATEGORY OF AIF



*Others : Guaranteed/protected funds, Employees savings, PE, Real Estate, FoHF and Securitization Funds

NET SALES* BY CATEGORY OF FRENCH INVESTMENT FUNDS IN € BN



*Transfers adjusted

© www.stephanielargent.fr