

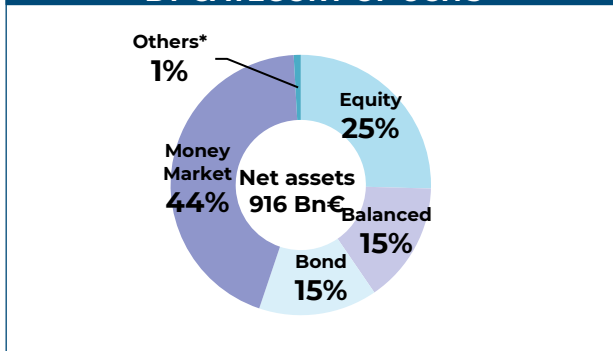
FRENCH INVESTMENT FUNDS MONTHLY STATISTICS

EVOLUTION OF NET ASSETS BY CATEGORY OF FRENCH INVESTMENT FUNDS IN € BN

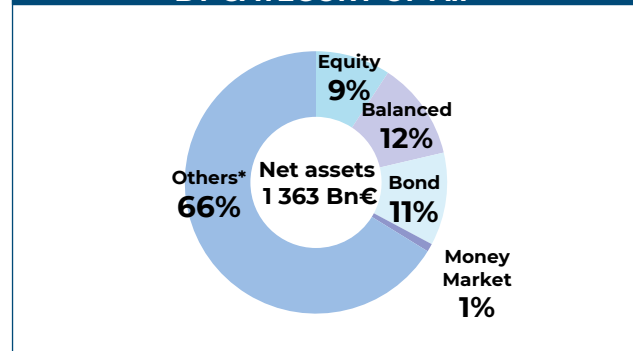
Category	Net Assets	Net assets variation	
	2023/12/31	over a month	Year To Date
Equity	358,9	12,2	24,2
Balanced	302,4	6,1	5,5
Bond	291,0	7,2	19,6
Money Market	416,1	-1,9	56,5
Others*	910,2	27,0	62,3
Total	2 278,6	50,6	168,1
Total w/o MMF.	1 862,5	52,5	111,6

* Others : Guaranteed/protected funds, Employees savings, PE, Real Estate, FoHF, and Securitization Funds

NET ASSETS BREAKDOWN BY CATEGORY OF UCITS

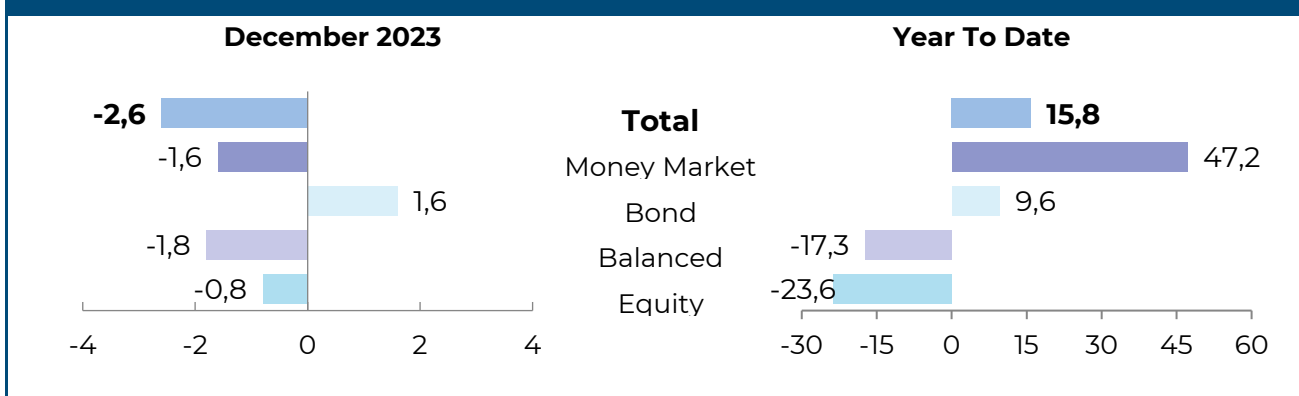


NET ASSETS BREAKDOWN BY CATEGORY OF AIF



*Others : Guaranteed/protected funds, Employees savings, PE, Real Estate, FoHF and Securitization Funds

NET SALES* BY CATEGORY OF FRENCH INVESTMENT FUNDS IN € BN



*Transfers adjusted

© www.stephanielargent.fr