

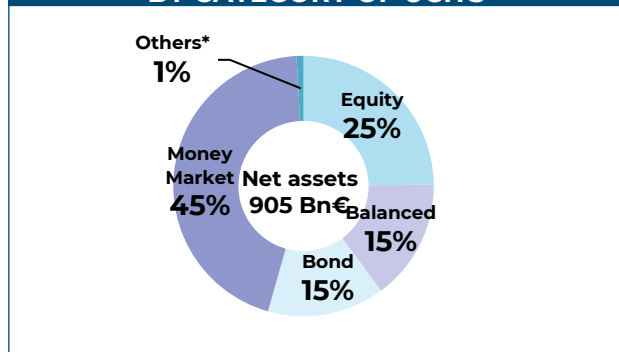
FRENCH INVESTMENT FUNDS MONTHLY STATISTICS

EVOLUTION OF NET ASSETS BY CATEGORY OF FRENCH INVESTMENT FUNDS IN € BN

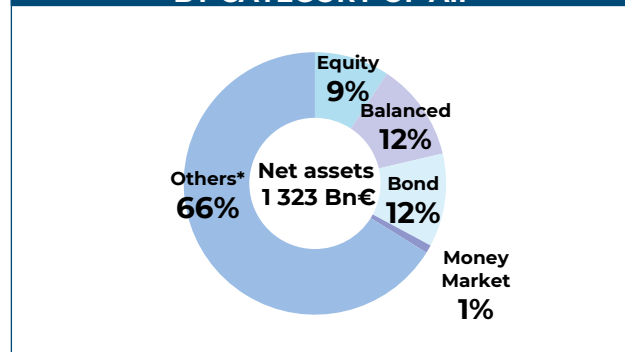
Category	Net Assets	Net assets variation	
	2023/11/30	over a month	Year To Date
Equity	346,7	21,4	11,9
Balanced	296,3	7,8	-0,7
Bond	283,8	5,0	12,4
Money Market	418,0	4,3	58,4
Others*	883,2	7,3	49,6
Total	2 228,0	45,8	131,6
Total w/o MMF.	1 810,0	41,5	73,2

* Others : Guaranteed/protected funds, Employees savings, PE, Real Estate, FoHF, and Securitization Funds

NET ASSETS BREAKDOWN BY CATEGORY OF UCITS

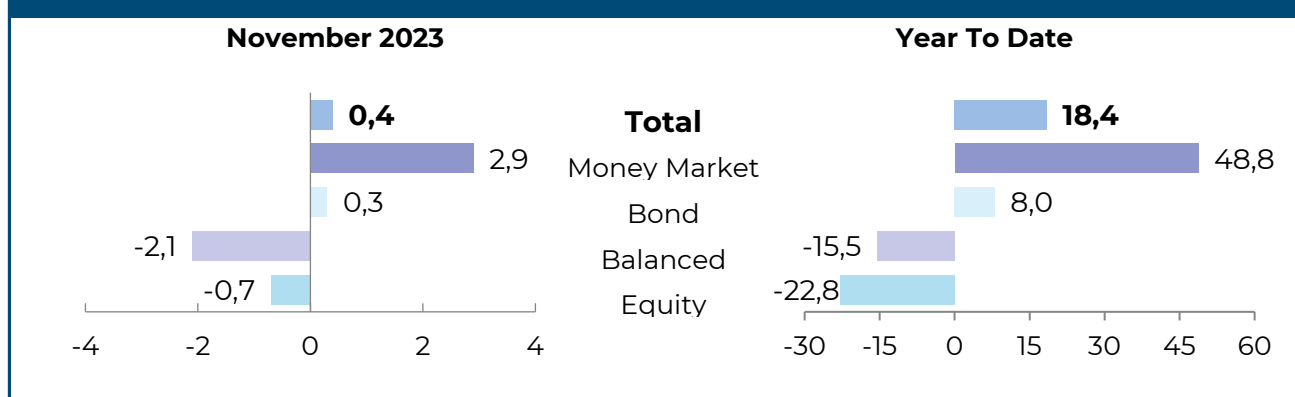


NET ASSETS BREAKDOWN BY CATEGORY OF AIF



*Others : Guaranteed/protected funds, Employees savings, PE, Real Estate, FoHF and Securitization Funds

NET SALES* BY CATEGORY OF FRENCH INVESTMENT FUNDS IN € BN



*Transfers adjusted