

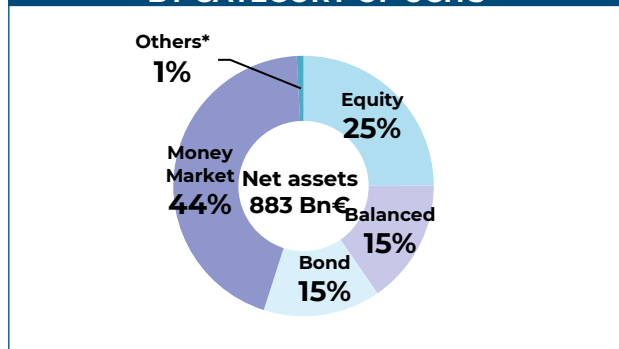
FRENCH INVESTMENT FUNDS MONTHLY STATISTICS

EVOLUTION OF NET ASSETS BY CATEGORY OF FRENCH INVESTMENT FUNDS IN € BN

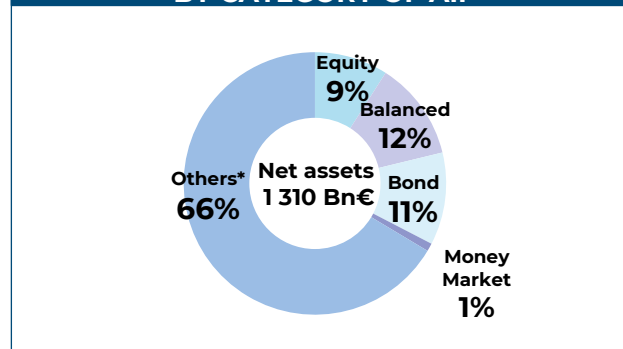
Category	Net Assets	Net assets variation	
	2023/09/30	over a month	Year To Date
Equity	338,7	-12,4	3,9
Balanced	295,7	-4,4	-1,3
Bond	277,6	-0,6	6,2
Money Market	403,3	0,8	43,7
Others*	877,3	-2,0	43,7
Total	2 192,6	-18,6	96,2
Total w/o MMF.	1 789,3	-19,4	52,5

* Others : Guaranteed/protected funds, Employees savings, PE, Real Estate, FoHF, and Securitization Funds

NET ASSETS BREAKDOWN BY CATEGORY OF UCITS

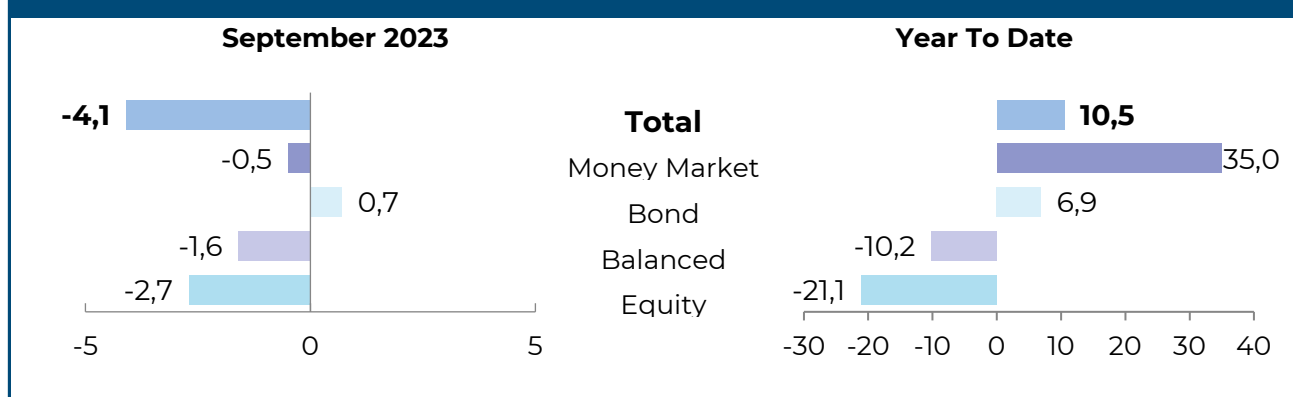


NET ASSETS BREAKDOWN BY CATEGORY OF AIF



*Others : Guaranteed/protected funds, Employees savings, PE, Real Estate, FoHF and Securitization Funds

NET SALES* BY CATEGORY OF FRENCH INVESTMENT FUNDS IN € BN



*Transfers adjusted