

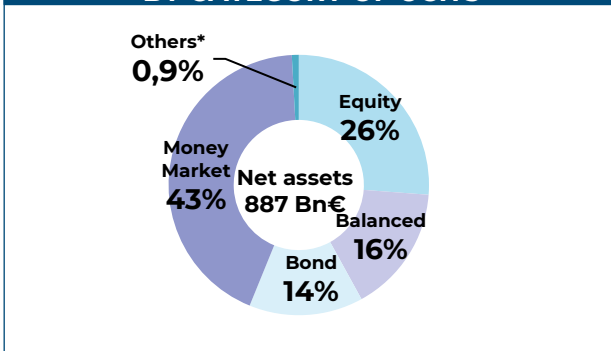
FRENCH INVESTMENT FUNDS MONTHLY STATISTICS

EVOLUTION OF NET ASSETS BY CATEGORY OF FRENCH INVESTMENT FUNDS IN € BN

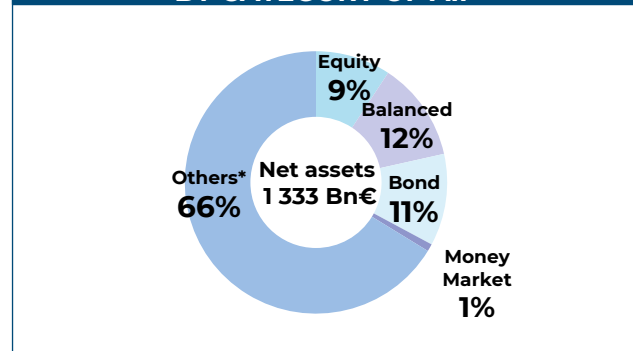
Category	Net Assets		Net assets variation	
	2023/06/30	over a month	Year To Date	
Equity	355,9	8,4	21,1	
Balanced	303,3	4,0	6,3	
Bond	276,7	1,3	5,3	
Money Market	393,4	-10,5	33,8	
Others*	890,9	52,3	57,3	
Total	2220,2	55,5	123,8	
Total w/o MMF.	1826,8	66,0	90,0	

* Others : Guaranteed/protected funds, Employees savings, PE, Real Estate, FoHF, and Securitization Funds

NET ASSETS BREAKDOWN BY CATEGORY OF UCITS

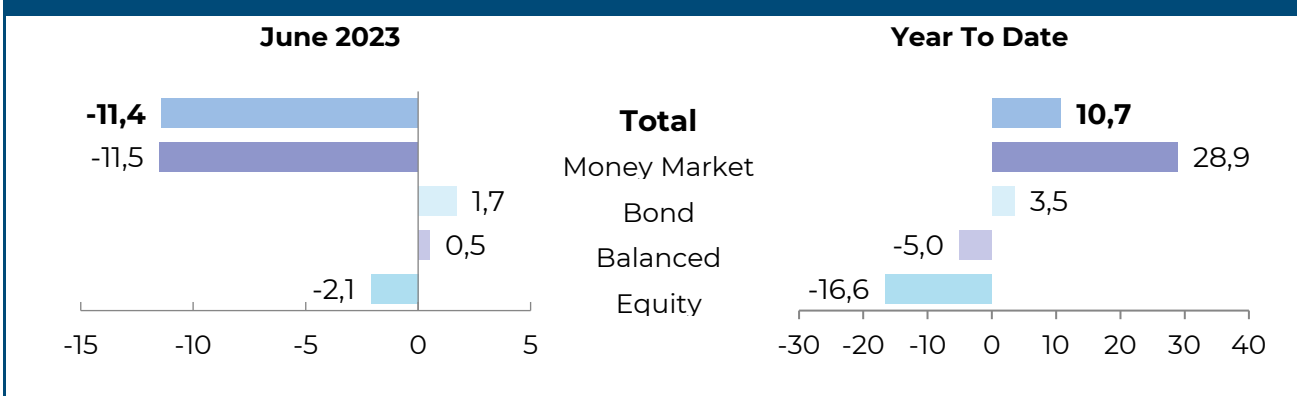


NET ASSETS BREAKDOWN BY CATEGORY OF AIF



*Others : Guaranteed/protected funds, Employees savings, PE, Real Estate, FoHF and Securitization Funds

NET SALES* BY CATEGORY OF FRENCH INVESTMENT FUNDS IN € BN



*Transfers adjusted