

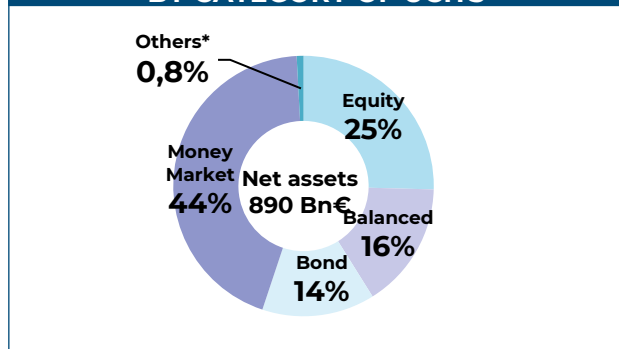
FRENCH INVESTMENT FUNDS MONTHLY STATISTICS

EVOLUTION OF NET ASSETS BY CATEGORY OF FRENCH INVESTMENT FUNDS IN € BN

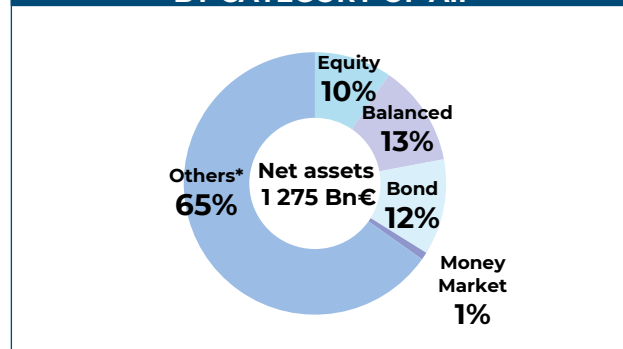
Category	Net Assets	Net assets variation	
	2023/05/31	over a month	Year To Date
Equity	347,5	-2,7	12,7
Balanced	299,3	-1,3	2,3
Bond	275,4	2,2	4,0
Money Market	403,9	-1,1	44,3
Others*	838,6	-0,1	5,0
Total	2164,7	-3,0	68,3
Total w/o MMF.	1760,8	-1,9	24,0

*Others : Guaranteed/protected funds, Employees savings, PE, Real Estate, FoHF, and Securitization Funds

NET ASSETS BREAKDOWN BY CATEGORY OF UCITS

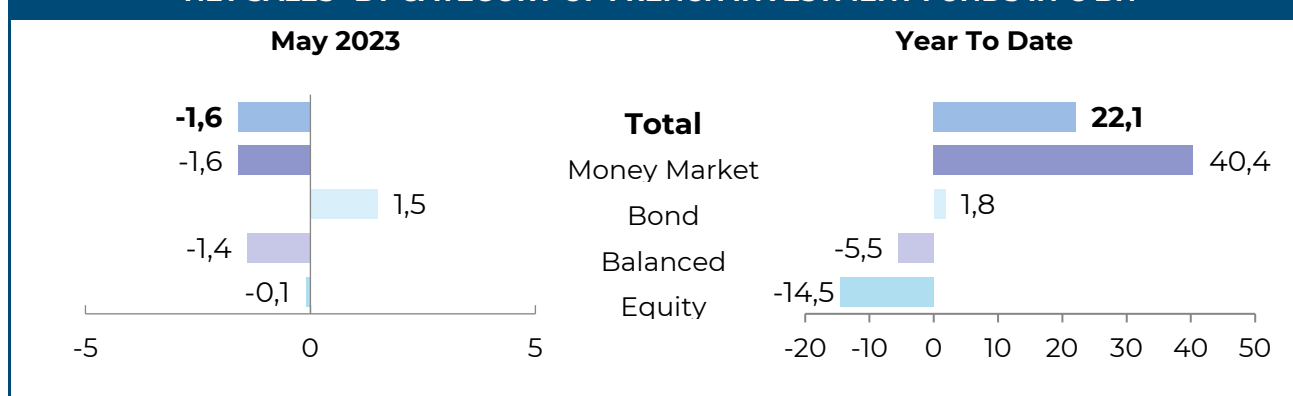


NET ASSETS BREAKDOWN BY CATEGORY OF AIF



*Others : Guaranteed/protected funds, Employees savings, PE, Real Estate, FoHF and Securitization Funds

NET SALES* BY CATEGORY OF FRENCH INVESTMENT FUNDS IN € BN



*Transfers adjusted