

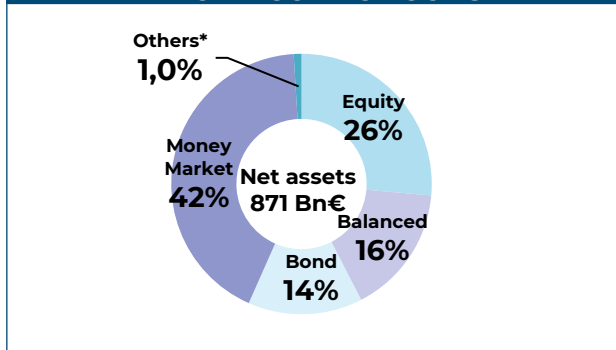
FRENCH INVESTMENT FUNDS MONTHLY STATISTICS

EVOLUTION OF NET ASSETS BY CATEGORY OF FRENCH INVESTMENT FUNDS IN € BN

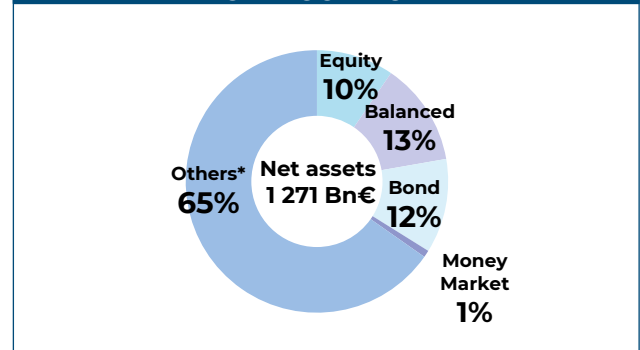
Category	Net Assets	Net assets variation	
	2023/03/31	over a month	Year To Date
Equity	351,2	-3,7	16,4
Balanced	301,2	-0,3	4,2
Bond	271,4	-0,6	0,0
Money Market	380,2	8,9	20,6
Others*	837,6	-5,2	4,0
Total	2141,6	-0,9	45,2
Total w/o MMF.	1761,4	-9,8	24,6

*Others : Guaranteed/protected funds, Employees savings, PE, Real Estate, FoHF, and Securitization Funds

NET ASSETS BREAKDOWN BY CATEGORY OF UCITS

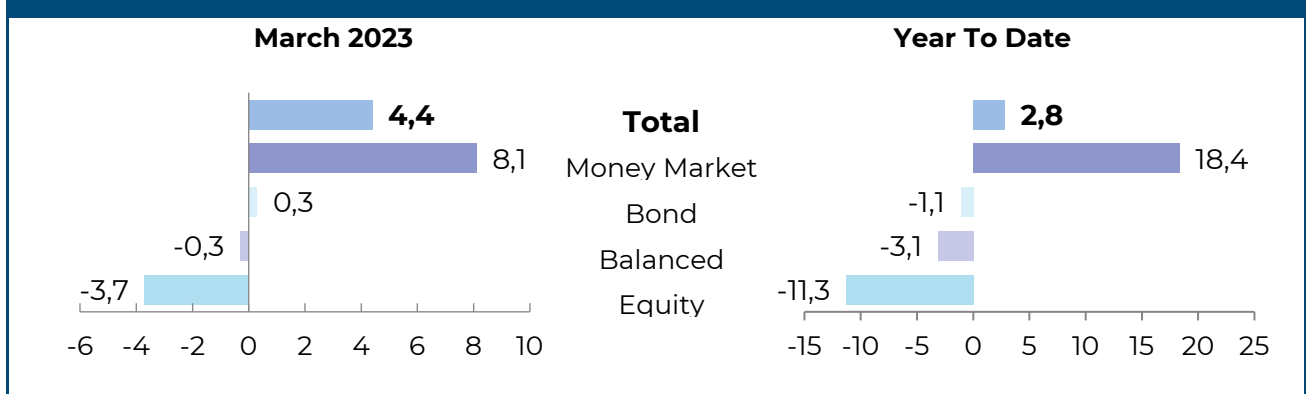


NET ASSETS BREAKDOWN BY CATEGORY OF AIF



*Others : Guaranteed/protected funds, Employees savings, PE, Real Estate, FoHF and Securitization Funds

NET SALES* BY CATEGORY OF FRENCH INVESTMENT FUNDS IN € BN



*Transfers adjusted