

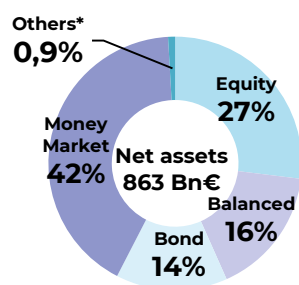
FRENCH INVESTMENT FUNDS MONTHLY STATISTICS

EVOLUTION OF NET ASSETS BY CATEGORY OF FRENCH INVESTMENT FUNDS IN € BN

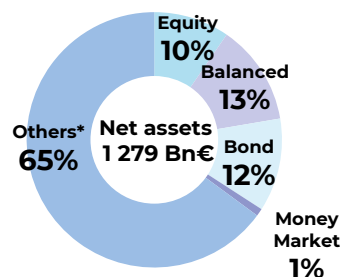
Category	Net Assets	Net assets variation	
	2023/02/28	over a month	Year To Date
Equity	354,9	-3,3	20,1
Balanced	301,5	-4,7	4,5
Bond	272,0	-3,5	0,6
Money Market	371,3	-3,8	11,7
Others*	842,8	4,2	9,2
Total	2142,5	-11,1	46,1
Total w/o MMF.	1771,2	-7,3	34,4

*Others : Guaranteed/protected funds, Employees savings, PE, Real Estate, FoHF, and Securitization Funds

NET ASSETS BREAKDOWN BY CATEGORY OF UCITS

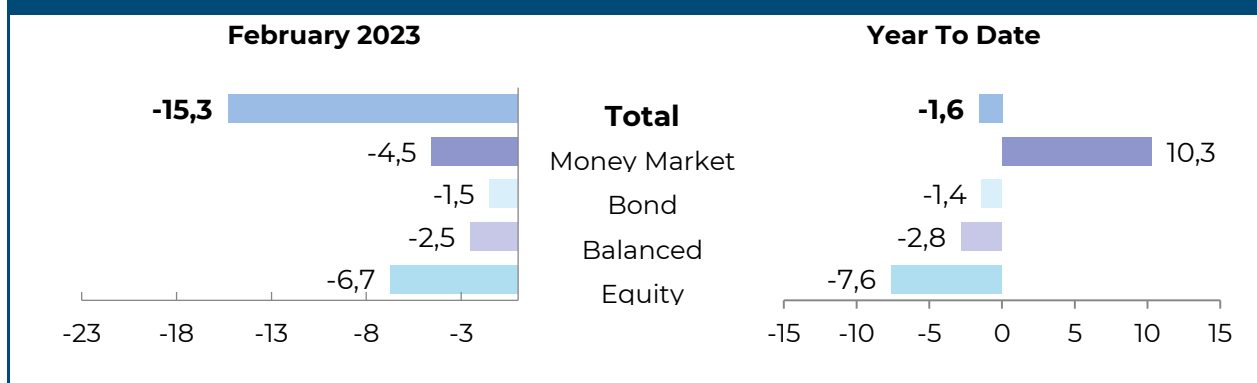


NET ASSETS BREAKDOWN BY CATEGORY OF AIF



*Others : Guaranteed/protected funds, Employees savings, PE, Real Estate, FoHF and Securitization Funds

NET SALES* BY CATEGORY OF FRENCH INVESTMENT FUNDS IN € BN



*Transfers adjusted

© www.stephaniedargent.fr