

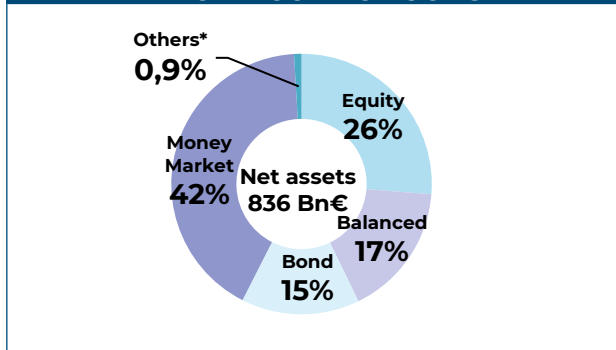
FRENCH INVESTMENT FUNDS MONTHLY STATISTICS

EVOLUTION OF NET ASSETS BY CATEGORY OF FRENCH INVESTMENT FUNDS IN € BN

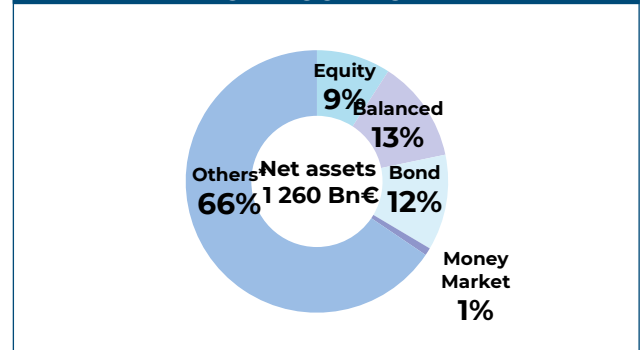
Category	Net Assets	Net assets variation	
	2022/12/31	over a month	Year To Date
Equity	334,8	-13,9	-73,0
Balanced	297,0	-7,0	-75,9
Bond	271,4	-0,2	-25,8
Money Market	359,6	6,9	-17,7
Others*	833,6	12,6	21,2
Total	2 096,4	-1,6	-171,2
Total w/o MMF.	1 736,8	-8,5	-153,5

*Others : Guaranteed/protected funds, Employees savings, PE, Real Estate, FoHF, and Securitization Funds

NET ASSETS BREAKDOWN BY CATEGORY OF UCITS

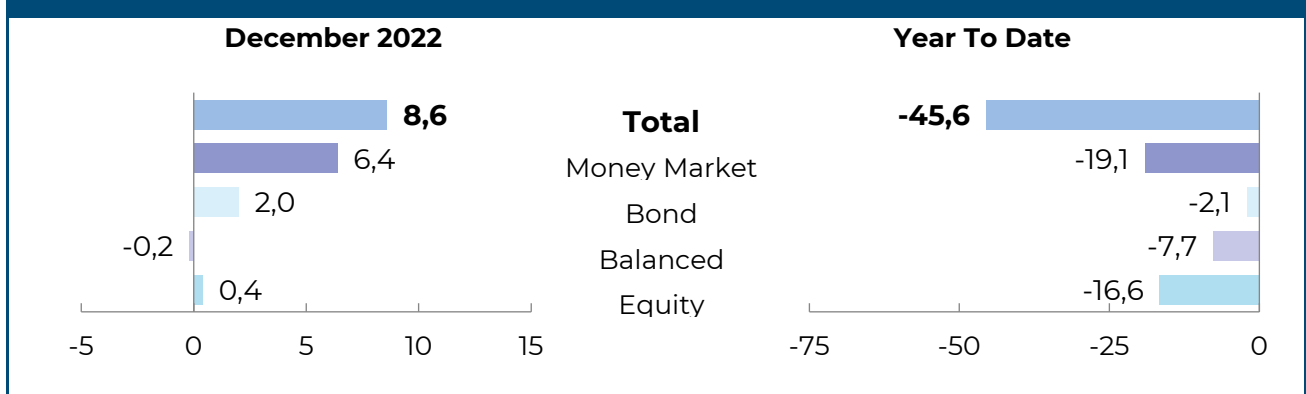


NET ASSETS BREAKDOWN BY CATEGORY OF AIF



*Others : Guaranteed/protected funds, Employees savings, PE, Real Estate, FoHF and Securitization Funds

NET SALES* BY CATEGORY OF FRENCH INVESTMENT FUNDS IN € BN



*Transfers adjusted