

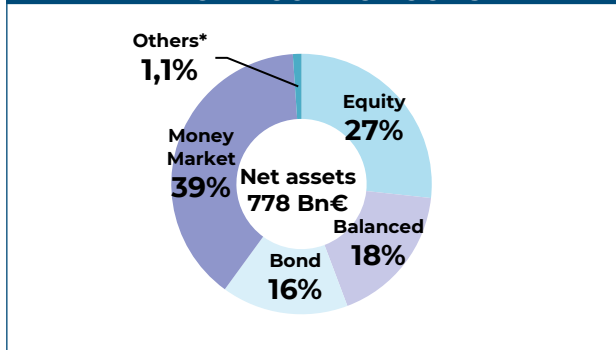
FRENCH INVESTMENT FUNDS MONTHLY STATISTICS

EVOLUTION OF NET ASSETS BY CATEGORY OF FRENCH INVESTMENT FUNDS IN € BN

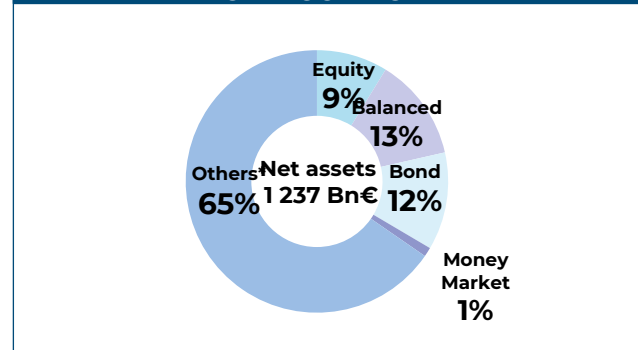
Category	Net Assets	Net assets variation	
	2022/09/30	over a month	Year To Date
Equity	316,2	-24,5	-89,6
Balanced	293,3	-13,4	-81,0
Bond	271,4	-3,8	-25,8
Money Market	316,6	-11,5	-61,9
Others*	817,1	5,9	40,2
Total	2 014,6	-47,3	-218,1
Total w/o MMF.	1 698,0	-35,8	-156,2

* Others : Guaranteed/protected funds, Employees savings, PE, Real Estate, FoHF, and Securitization Funds

NET ASSETS BREAKDOWN BY CATEGORY OF UCITS

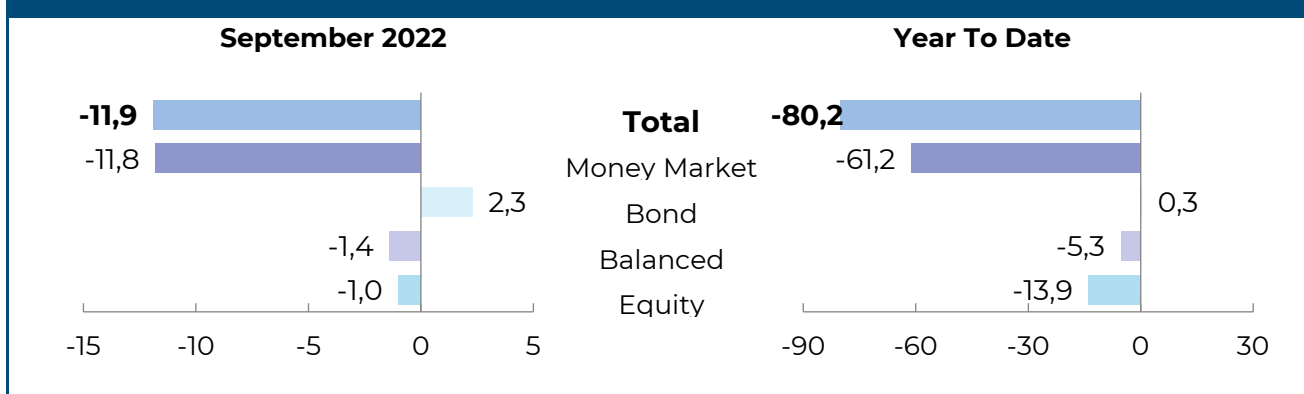


NET ASSETS BREAKDOWN BY CATEGORY OF AIF



*Others : Guaranteed/protected funds, Employees savings, PE, Real Estate, FoHF and Securitization Funds

NET SALES* BY CATEGORY OF FRENCH INVESTMENT FUNDS IN € BN



*Transfers adjusted