

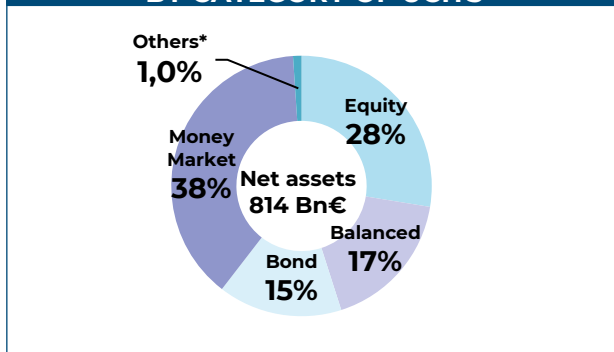
# FRENCH INVESTMENT FUNDS MONTHLY STATISTICS

## EVOLUTION OF NET ASSETS BY CATEGORY OF FRENCH INVESTMENT FUNDS IN € BN

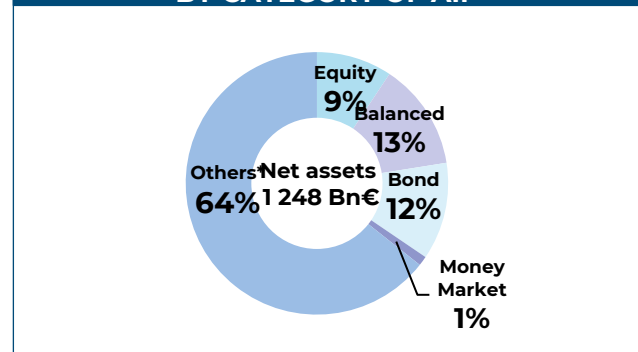
Category	Net Assets	Net assets variation	
	2022/08/31	over a month	Year To Date
Equity	340,7	-15,3	-65,1
Balanced	306,7	-4,1	-67,6
Bond	275,2	-2,3	-22,0
Money Market	328,1	10,4	-50,4
Others*	811,2	-2,2	34,3
<b>Total</b>	<b>2 061,9</b>	<b>-13,5</b>	<b>-170,8</b>
<b>Total w/o MMF.</b>	<b>1 733,8</b>	<b>-23,9</b>	<b>-120,4</b>

\* Others : Guaranteed/protected funds, Employees savings, PE, Real Estate, FoHF, and Securitization Funds

### NET ASSETS BREAKDOWN BY CATEGORY OF UCITS

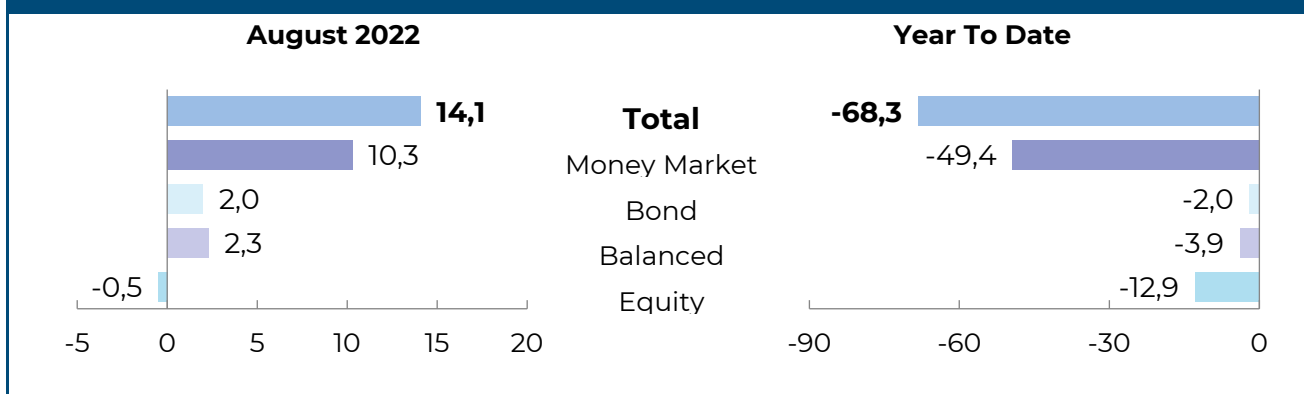


### NET ASSETS BREAKDOWN BY CATEGORY OF AIF



\*Others : Guaranteed/protected funds, Employees savings, PE, Real Estate, FoHF and Securitization Funds

## NET SALES\* BY CATEGORY OF FRENCH INVESTMENT FUNDS IN € BN



\*Transfers adjusted