

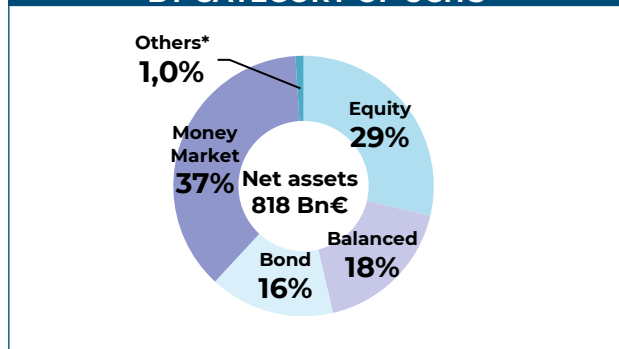
FRENCH INVESTMENT FUNDS MONTHLY STATISTICS

EVOLUTION OF NET ASSETS BY CATEGORY OF FRENCH INVESTMENT FUNDS IN € BN

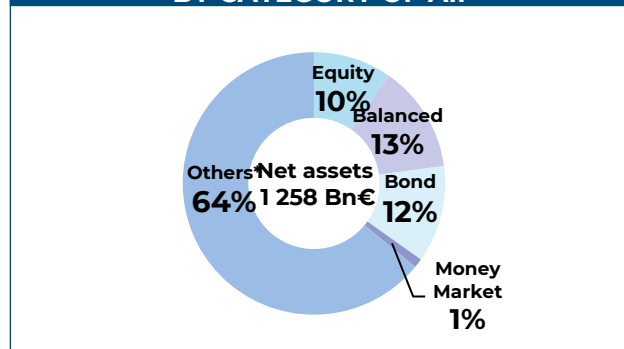
Category	Net Assets	Net assets variation	
	2022/07/31	over a month	Year To Date
Equity	356,0	24,2	-49,8
Balanced	310,8	2,5	-63,5
Bond	277,5	3,4	-19,7
Money Market	317,7	-14,2	-60,8
Others*	813,4	10,7	36,5
Total	2 075,4	26,6	-157,3
Total w/o MMF.	1 757,7	40,8	-96,5

* Others : Guaranteed/protected funds, Employees savings, PE, Real Estate, FoHF, and Securitization Funds

NET ASSETS BREAKDOWN BY CATEGORY OF UCITS

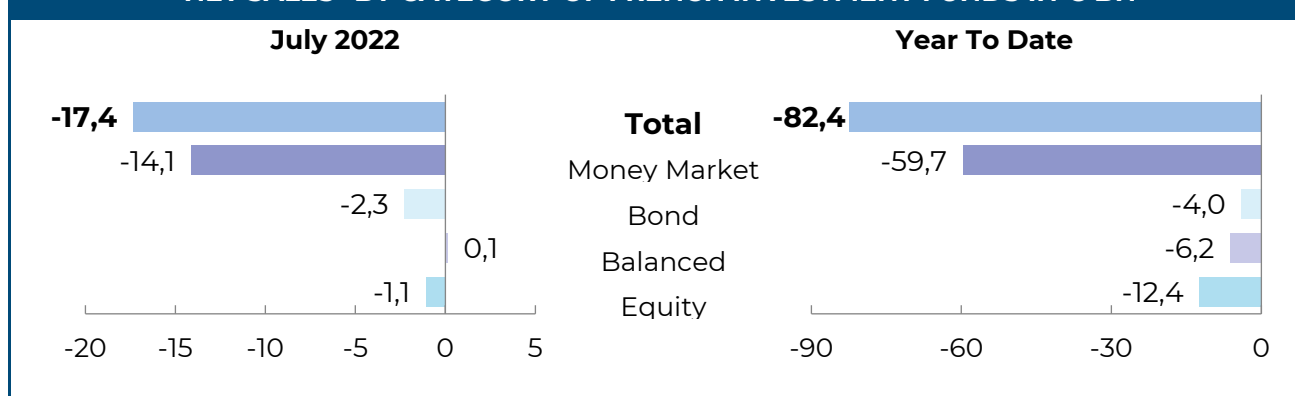


NET ASSETS BREAKDOWN BY CATEGORY OF AIF



*Others : Guaranteed/protected funds, Employees savings, PE, Real Estate, FoHF and Securitization Funds

NET SALES* BY CATEGORY OF FRENCH INVESTMENT FUNDS IN € BN



*Transfers adjusted