

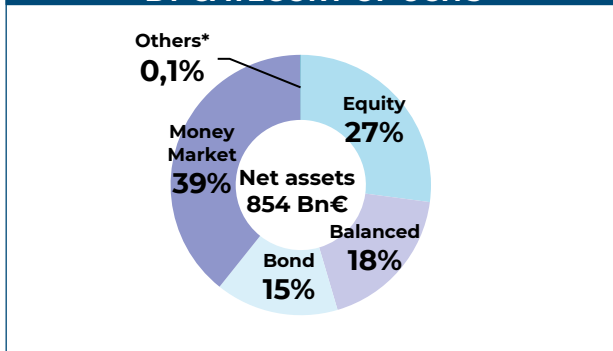
FRENCH INVESTMENT FUNDS MONTHLY STATISTICS

EVOLUTION OF NET ASSETS BY CATEGORY OF FRENCH INVESTMENT FUNDS IN € BN

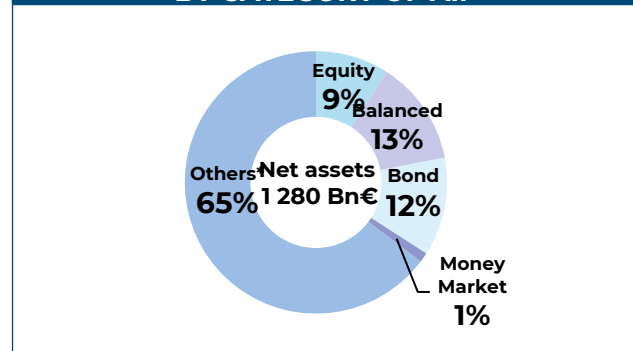
Category	Net Assets		Net assets variation	
	2022/06/30	over a month	Year To Date	
Equity	331,8	-27,9	-74,0	
Balanced	308,3	-14,6	-66,0	
Bond	274,1	-8,3	-23,1	
Money Market	331,9	-7,5	-45,4	
Others*	802,7	17,1	25,8	
Total	2 048,8	-41,2	-182,7	
Total w/o MMF.	1 716,9	-33,7	-137,3	

* Others : Guaranteed/protected funds, Employees savings, PE, Real Estate, FoHF, and Securitization Funds

NET ASSETS BREAKDOWN BY CATEGORY OF UCITS

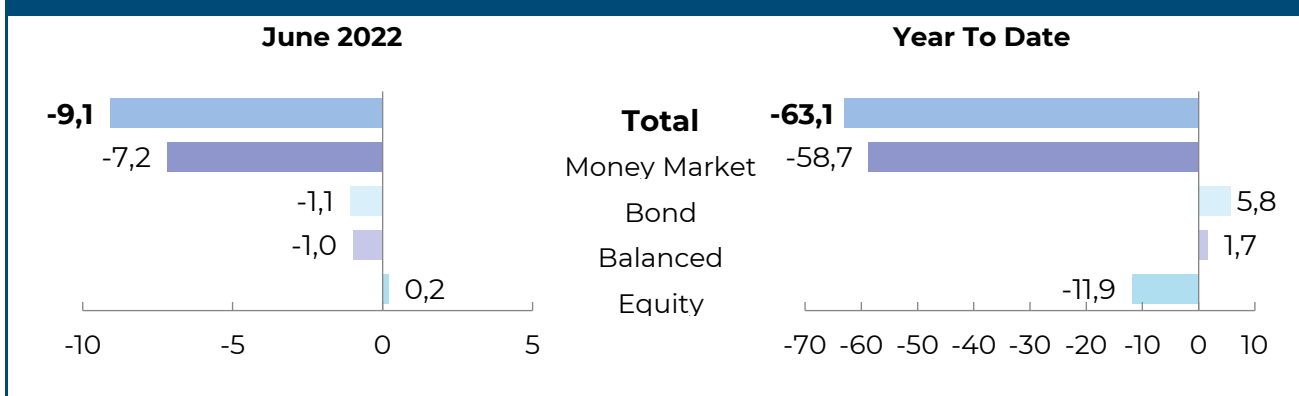


NET ASSETS BREAKDOWN BY CATEGORY OF AIF



*Others : Guaranteed/protected funds, Employees savings, PE, Real Estate, FoHF and Securitization Funds

NET SALES* BY CATEGORY OF FRENCH INVESTMENT FUNDS IN € BN



*Transfers adjusted

© www.stephaniedargent.fr