

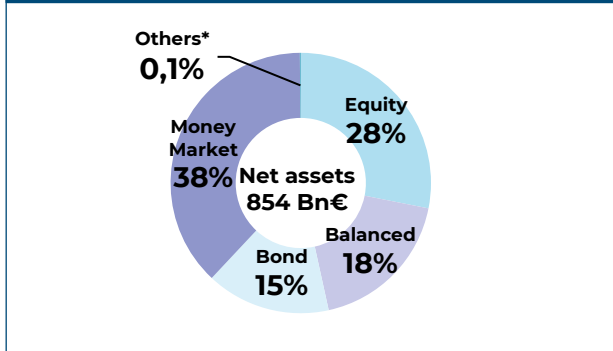
FRENCH INVESTMENT FUNDS MONTHLY STATISTICS

EVOLUTION OF NET ASSETS BY CATEGORY OF FRENCH INVESTMENT FUNDS IN € BN

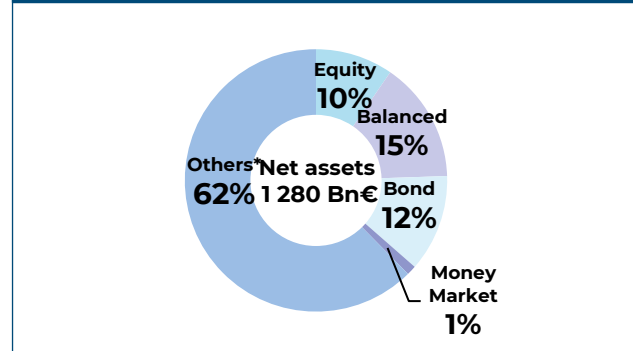
Category	Net Assets	Net assets variation	
	2022/05/31	over a month	Year To Date
Equity	359,7	-3,1	-46,1
Balanced	322,9	-25,3	-51,4
Bond	282,4	-2,8	-14,8
Money Market	339,4	0,5	-37,9
Others*	785,7	-14,1	8,7
Total	2 090,1	-44,8	-141,5
Total w/o MMF.	1 750,7	-45,3	-103,6

* Others : Guaranteed/protected funds, Employees savings, PE, Real Estate, FoHF, and Securitization Funds

NET ASSETS BREAKDOWN BY CATEGORY OF UCITS

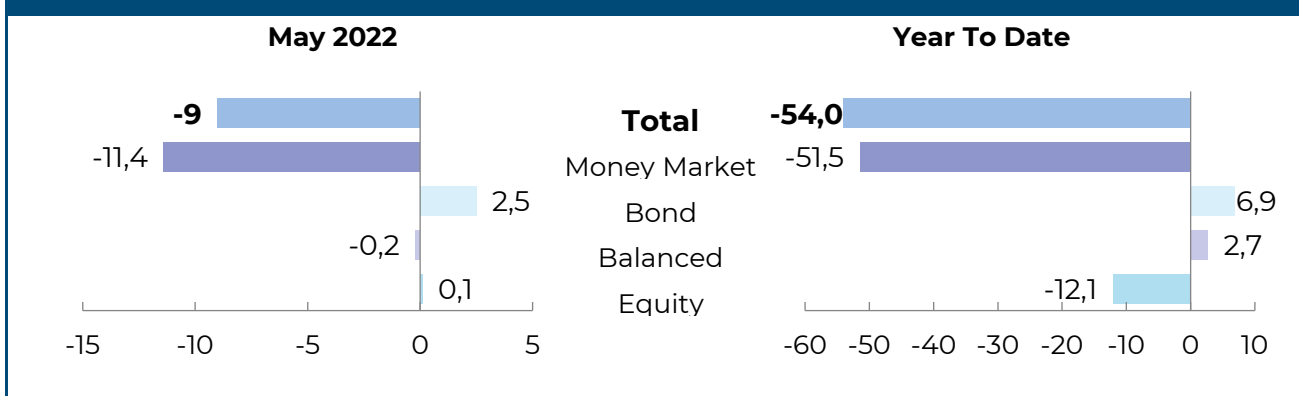


NET ASSETS BREAKDOWN BY CATEGORY OF AIF



*Others : Guaranteed/protected funds, Employees savings, PE, Real Estate, FoHF and Securitization Funds

NET SALES* BY CATEGORY OF FRENCH INVESTMENT FUNDS IN € BN



*Transfers adjusted