

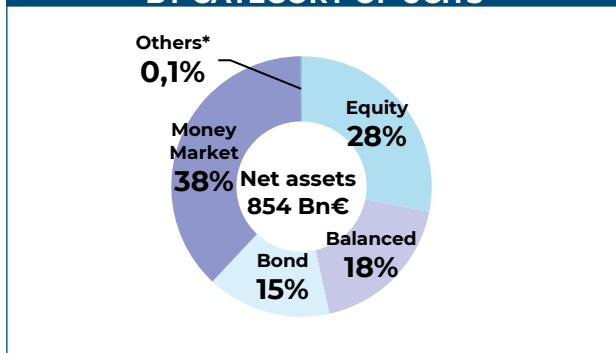
FRENCH INVESTMENT FUNDS MONTHLY STATISTICS

EVOLUTION OF NET ASSETS BY CATEGORY OF FRENCH INVESTMENT FUNDS IN € BN

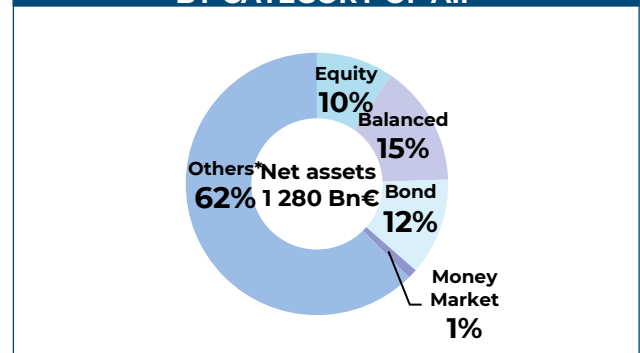
Category	Net Assets	Net assets variation	
	2022/04/30	over a month	Year To Date
Equity	362,8	-10,7	-43,0
Balanced	348,2	0,0	-26,1
Bond	285,2	-5,7	-12,0
Money Market	338,9	9,4	-38,4
Others*	799,7	-1,0	22,8
Total	2 134,8	-8,0	-96,7
Total w/o MMF.	1 795,9	-17,4	-58,3

*Others : Guaranteed/protected funds, Employees savings, PE, Real Estate, FoHF, and Securitization Funds

NET ASSETS BREAKDOWN BY CATEGORY OF UCITS

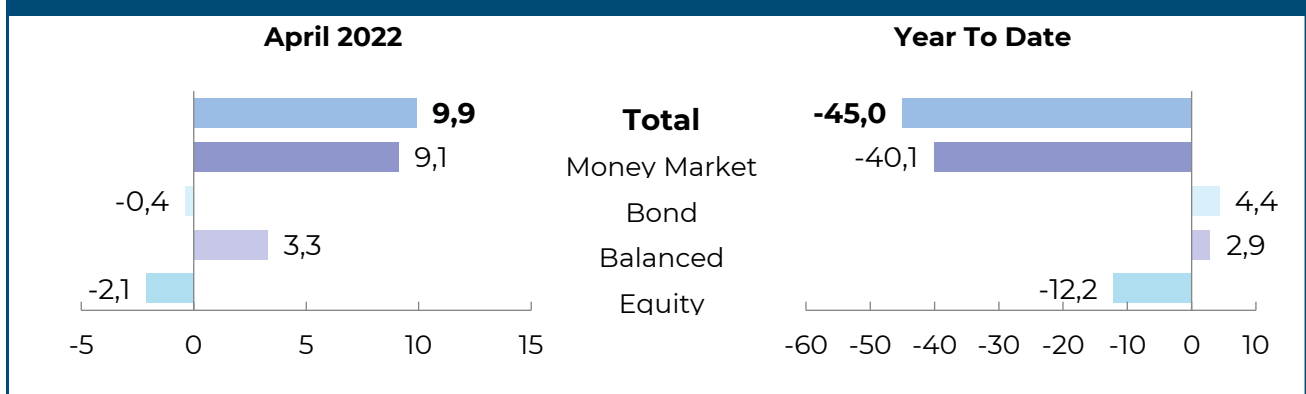


NET ASSETS BREAKDOWN BY CATEGORY OF AIF



*Others : Guaranteed/protected funds, Employees savings, PE, Real Estate, FoHF and Securitization Funds

NET SALES* BY CATEGORY OF FRENCH INVESTMENT FUNDS IN € BN



*Transfers adjusted

© www.stephaniedargent.fr