

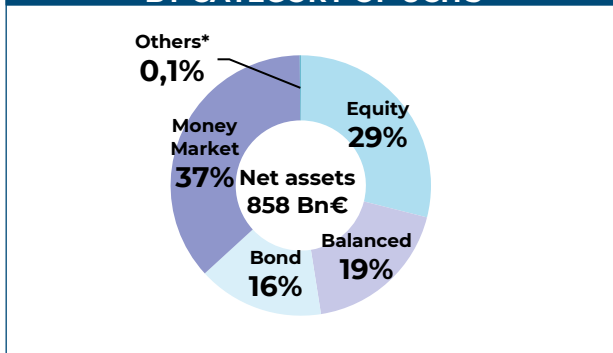
FRENCH INVESTMENT FUNDS MONTHLY STATISTICS

EVOLUTION OF NET ASSETS BY CATEGORY OF FRENCH INVESTMENT FUNDS IN € BN

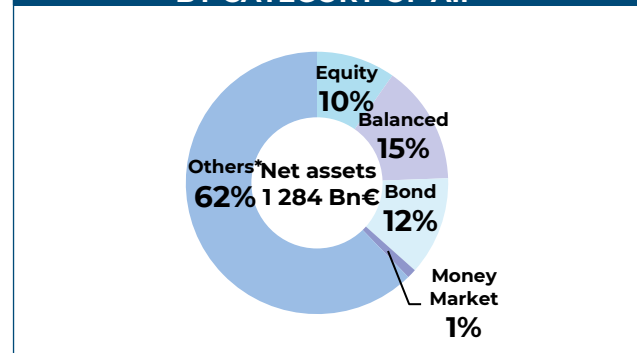
Category	Net Assets	Net assets variation	
	2022/03/31	over a month	Year To Date
Equity	373,5	2,4	-32,3
Balanced	348,2	-16,4	-26,1
Bond	290,9	-3,7	-6,3
Money Market	329,5	-10,5	-47,8
Others*	800,7	19,6	23,8
Total	2 142,8	-8,6	-88,7
Total w/o MMF.	1 813,3	1,9	-40,9

*Others : Guaranteed/protected funds, Employees savings, PE, Real Estate, FoHF, and Securitization Funds

NET ASSETS BREAKDOWN BY CATEGORY OF UCITS

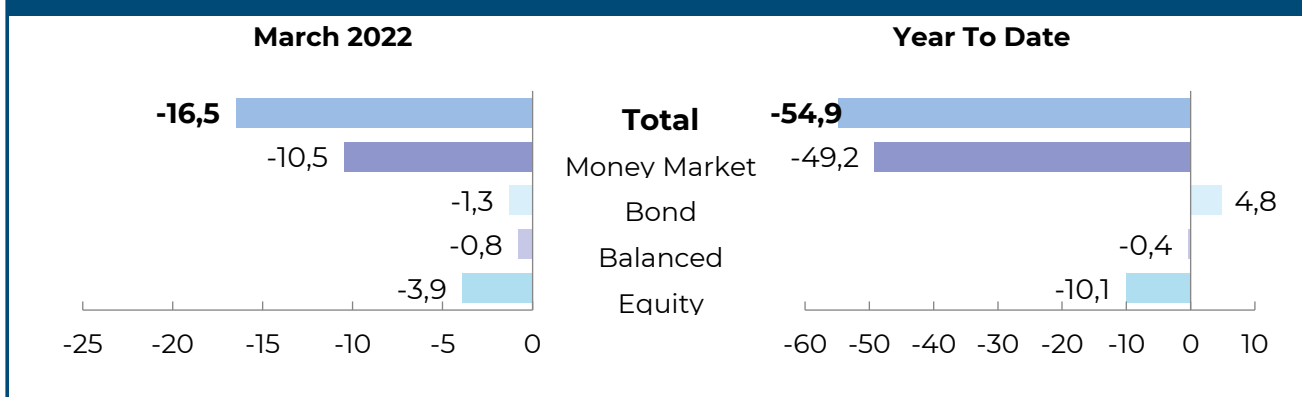


NET ASSETS BREAKDOWN BY CATEGORY OF AIF



*Others : Guaranteed/protected funds, Employees savings, PE, Real Estate, FoHF and Securitization Funds

NET SALES* BY CATEGORY OF FRENCH INVESTMENT FUNDS IN € BN



*Transfers adjusted