

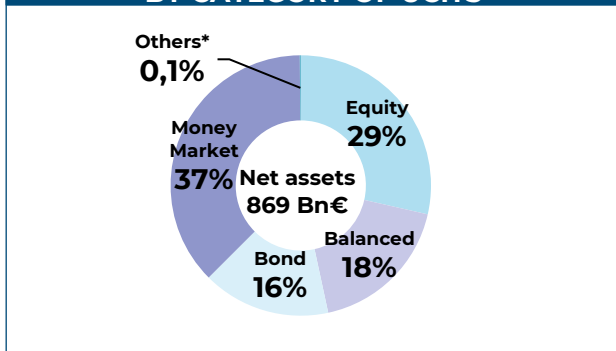
FRENCH INVESTMENT FUNDS MONTHLY STATISTICS

EVOLUTION OF NET ASSETS BY CATEGORY OF FRENCH INVESTMENT FUNDS IN € BN

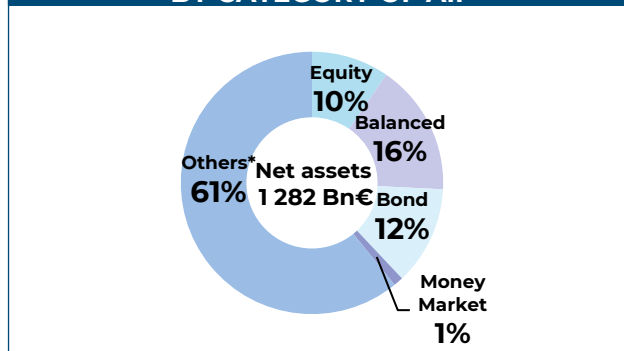
Category	Net Assets		Net assets variation	
	2022/02/28	over a month	Year To Date	
Equity	371,1	-16,1	-34,7	
Balanced	364,6	-9,0	-9,7	
Bond	294,6	-1,7	-2,6	
Money Market	340,0	-22,4	-37,3	
Others*	781,1	4,2	4,2	
Total	2 151,4	-45,0	-80,1	
Total w/o MMF.	1 811,4	-22,6	-42,8	

*Others : Guaranteed/protected funds, Employees savings, PE, Real Estate, FoHF, and Securitization Funds

NET ASSETS BREAKDOWN BY CATEGORY OF UCITS

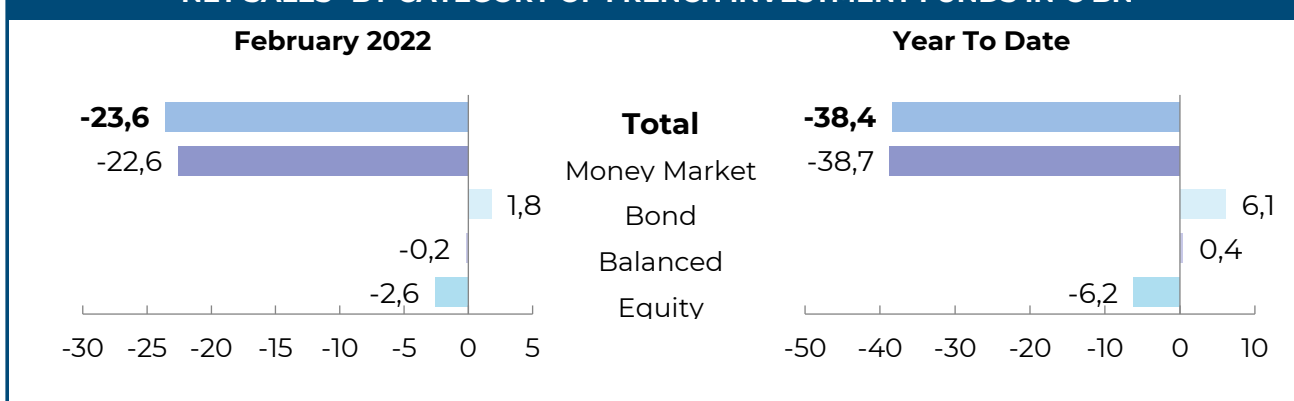


NET ASSETS BREAKDOWN BY CATEGORY OF AIF



*Others : Guaranteed/protected funds, Employees savings, PE, Real Estate, FoHF and Securitization Funds

NET SALES* BY CATEGORY OF FRENCH INVESTMENT FUNDS IN € BN



*Transfers adjusted