

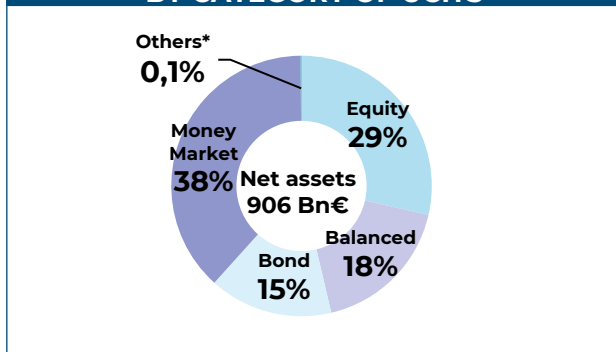
FRENCH INVESTMENT FUNDS MONTHLY STATISTICS

EVOLUTION OF NET ASSETS BY CATEGORY OF FRENCH INVESTMENT FUNDS IN € BN

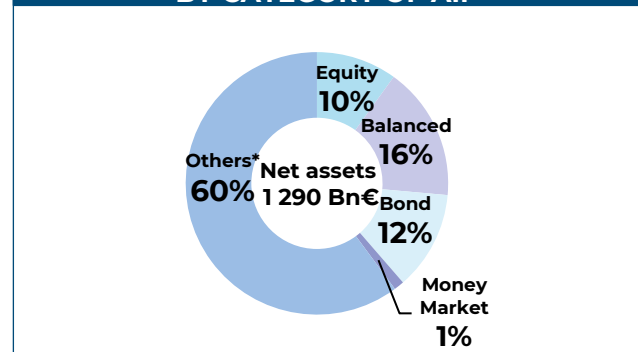
Category	Net Assets	Net assets variation	
	2022/01/31	over a month	Year To Date
Equity	387,2	-18,6	-18,6
Balanced	373,6	-0,7	-0,7
Bond	296,3	-0,9	-0,9
Money Market	362,4	-14,9	-14,9
Others*	776,9	0,0	0,0
Total	2 196,4	-35,1	-35,1
Total w/o MMF.	1 834,0	-20,2	-20,2

* Others : Guaranteed/protected funds, Employees savings, PE, Real Estate, FoHF, and Securitization Funds

NET ASSETS BREAKDOWN BY CATEGORY OF UCITS

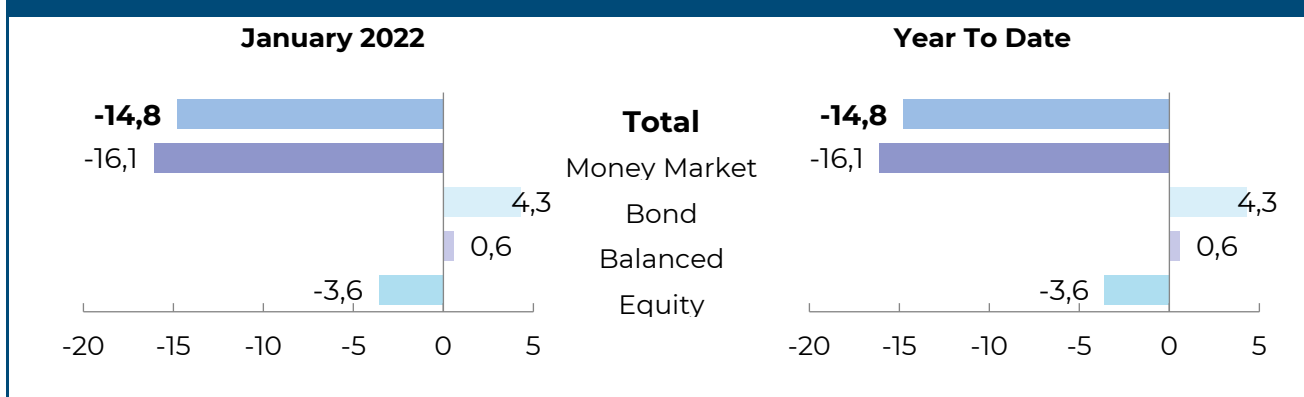


NET ASSETS BREAKDOWN BY CATEGORY OF AIF



*Others : Guaranteed/protected funds, Employees savings, PE, Real Estate, FoHF and Securitization Funds

NET SALES* BY CATEGORY OF FRENCH INVESTMENT FUNDS IN € BN



*Transfers adjusted