

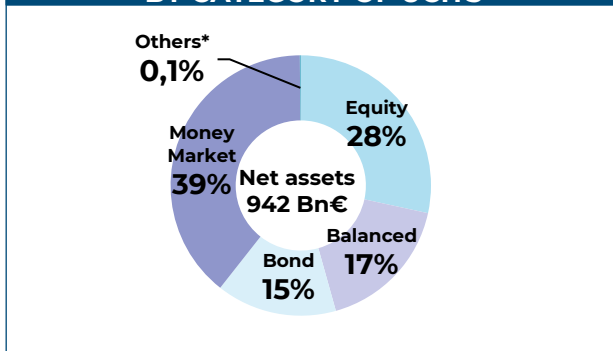
FRENCH INVESTMENT FUNDS MONTHLY STATISTICS

EVOLUTION OF NET ASSETS BY CATEGORY OF FRENCH INVESTMENT FUNDS IN € BN

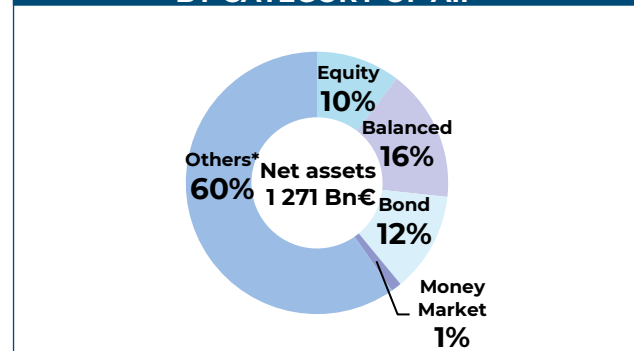
Category	Net Assets		Net assets variation	
	2021/10/31	over a month	Year To Date	
Equity	399,6	16,1	58,0	
Balanced	370,0	5,7	27,9	
Bond	297,4	2,3	7,5	
Money Market	386,5	29,9	-5,9	
Others*	759,6	17,0	58,6	
Total	2 213,0	71,1	146,0	
Total w/o MMF.	1 826,6	41,1	152,0	

*Others : Guaranteed/protected funds, Employees savings, PE, Real Estate, FoHF, and Securitization Funds

NET ASSETS BREAKDOWN BY CATEGORY OF UCITS

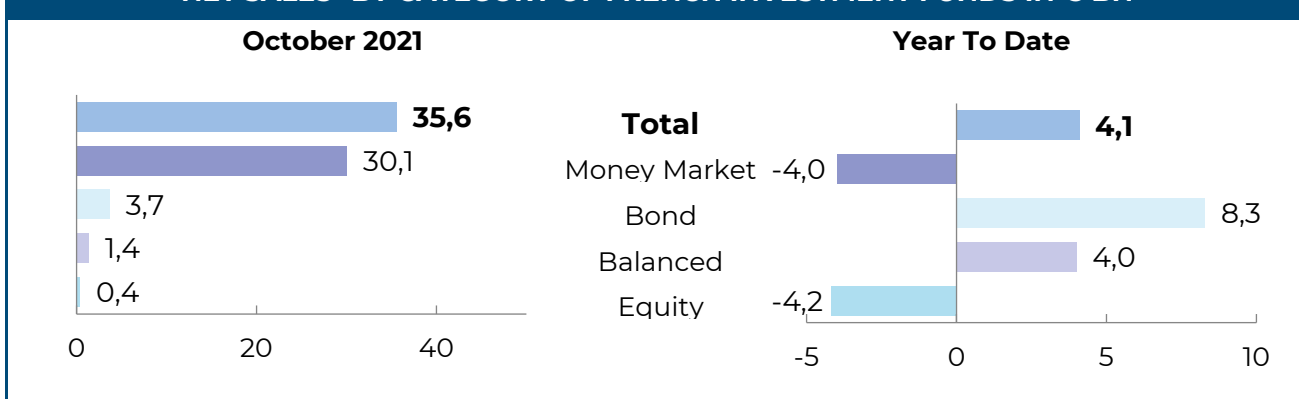


NET ASSETS BREAKDOWN BY CATEGORY OF AIF



*Others : Guaranteed/protected funds, Employees savings, PE, Real Estate, FoHF and Securitization Funds

NET SALES* BY CATEGORY OF FRENCH INVESTMENT FUNDS IN € BN



*Transfers adjusted

© www.stephaniedargent.fr