

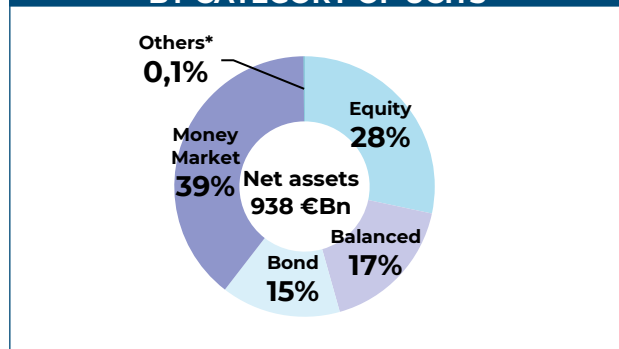
FRENCH INVESTMENT FUNDS MONTHLY STATISTICS

EVOLUTION OF NET ASSETS BY CATEGORY OF FRENCH INVESTMENT FUNDS IN € BN

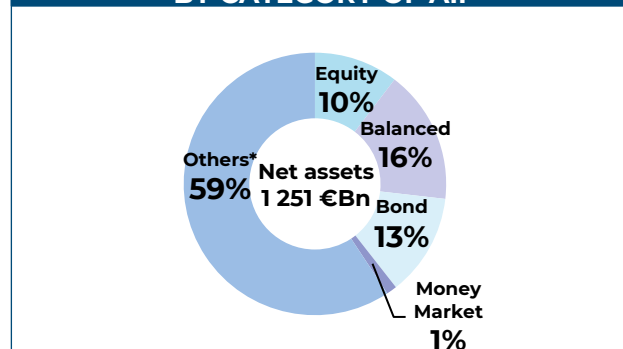
Category	Net Assets	Net assets variation	
	2021/08/31	over a month	Year To Date
Equity	395,4	9,1	53,8
Balanced	368,1	4,1	26,0
Bond	296,7	0,6	6,8
Money Market	385,6	1,9	-6,8
Others*	743,1	5,8	42,1
Total	2 188,9	21,5	121,9
Total w/o MMF.	1 803,3	19,6	128,7

*Others : Guaranteed/protected funds, Employees savings, PE, Real Estate, FoHF, and Securitization Funds

NET ASSETS BREAKDOWN BY CATEGORY OF UCITS

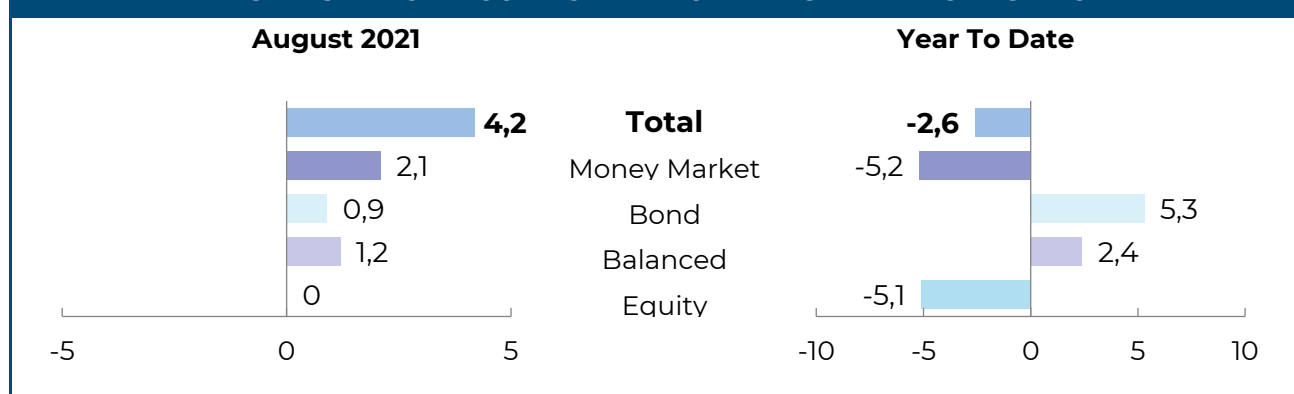


NET ASSETS BREAKDOWN BY CATEGORY OF AIF



*Others : Guaranteed/protected funds, Employees savings, PE, Real Estate, FoHF and Securitization Funds

NET SALES* BY CATEGORY OF FRENCH INVESTMENT FUNDS IN € BN



*Transfers adjusted