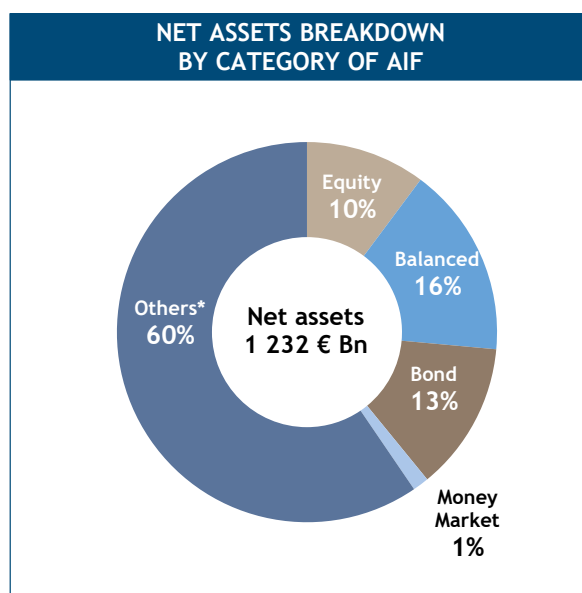
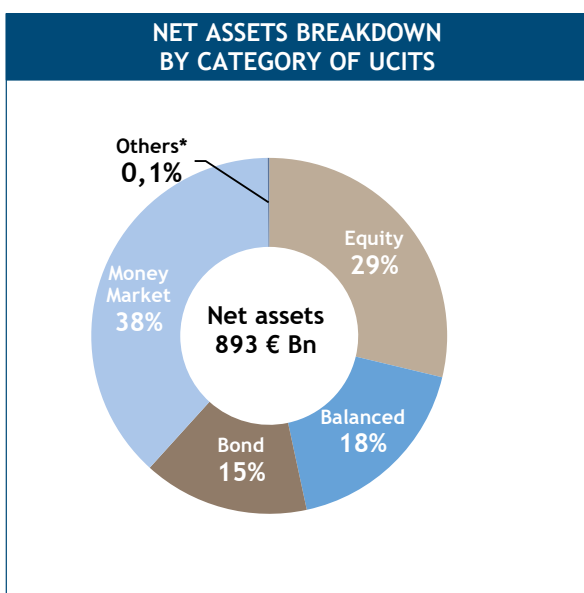
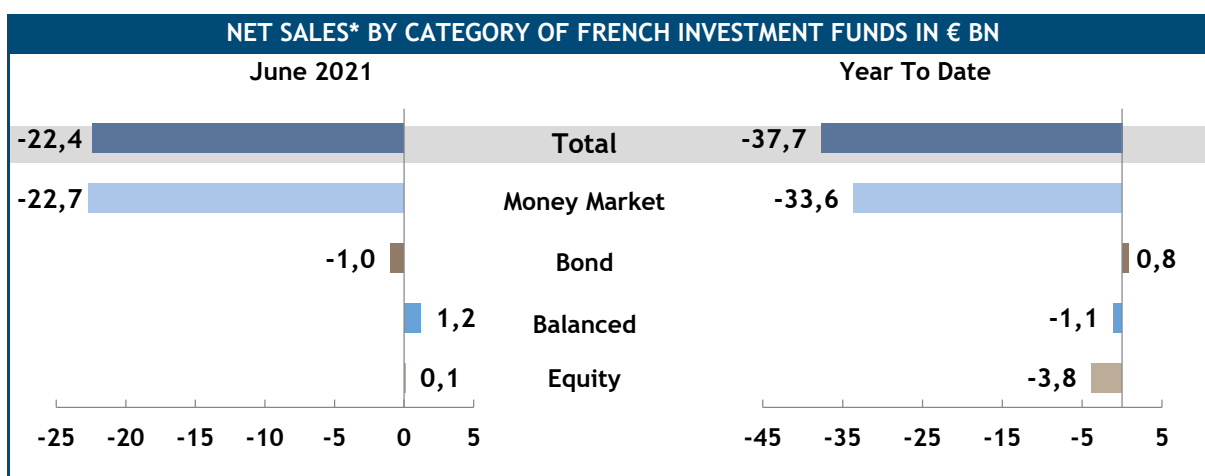


EVOLUTION OF NET ASSETS BY CATEGORY OF FRENCH INVESTMENT FUNDS IN € BN				
Category	Net Assets		Net assets variation	
	2021/06/30	over a month	Year To Date	
Equity	382,3	7,0	40,7	
Balanced	359,7	4,7	17,6	
Bond	290,9	0,0	1,0	
Money Market	357,6	-23,0	-34,8	
Others*	734,5	9,5	33,5	
<b>Total</b>	<b>2125,0</b>	<b>-1,8</b>	<b>58,0</b>	
<b>Total w/o MMF.</b>	<b>1767,4</b>	<b>21,2</b>	<b>92,8</b>	

\* Others : Guaranteed/protected funds, Employees savings, PE, Real Estate, FoHF, and Securitization Funds



\*Others : Guaranteed/protected funds, Employees savings, PE, Real Estate, FoHF and Securitization Funds.



\*Transfers adjusted