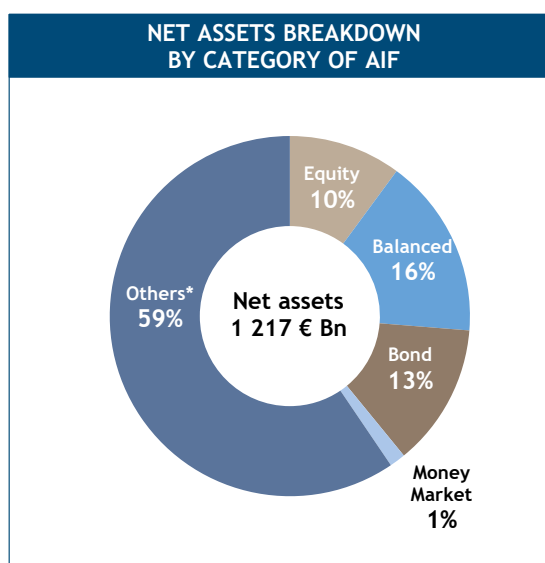
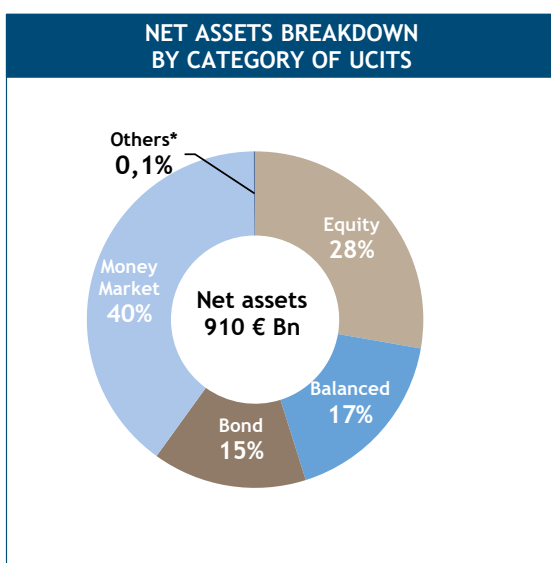
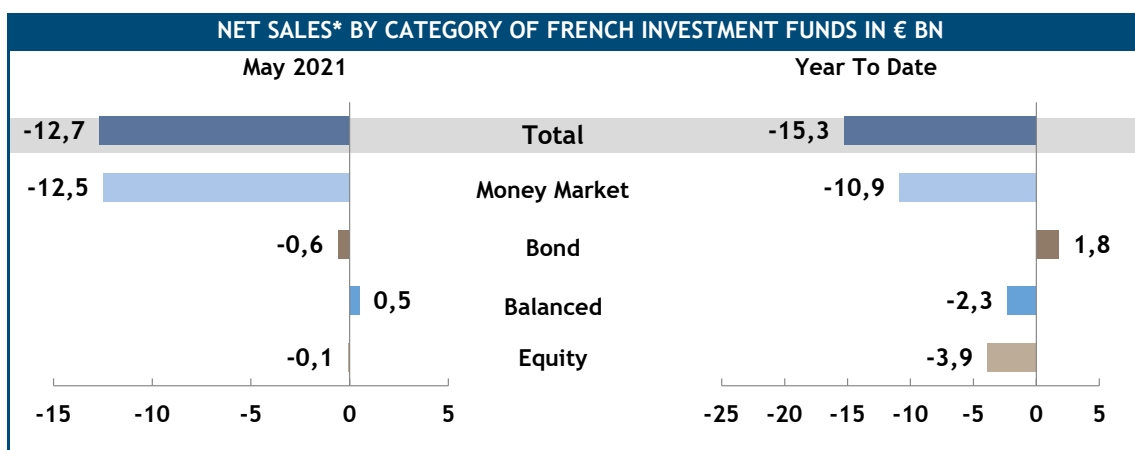


| EVOLUTION OF NET ASSETS BY CATEGORY OF FRENCH INVESTMENT FUNDS IN € BN | | | |
|--|---------------|----------------------|--------------|
| Category | Net Assets | Net assets variation | |
| | 2021/05/31 | over a month | Year To Date |
| Equity | 375,3 | 5,2 | 33,7 |
| Balanced | 355 | 2,5 | 12,9 |
| Bond | 290,9 | -0,6 | 1,0 |
| Money Market | 380,6 | -12,6 | -11,8 |
| Others* | 725 | 5,7 | 24 |
| Total | 2126,8 | 0,2 | 59,8 |
| Total w/o MMF. | 1746,2 | 12,8 | 71,6 |

* Others : Guaranteed/protected funds, Employees savings, PE, Real Estate, FoHF, and Securitization Funds



*Others : Guaranteed/protected funds, Employees savings, PE, Real Estate, FoHF and Securitization Funds.



*Transfers adjusted