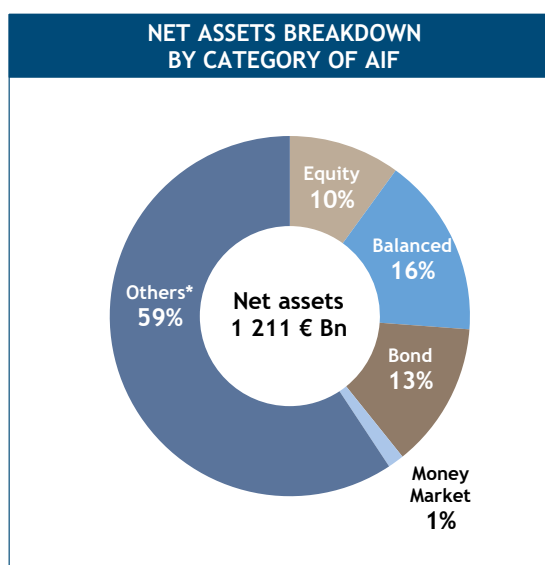
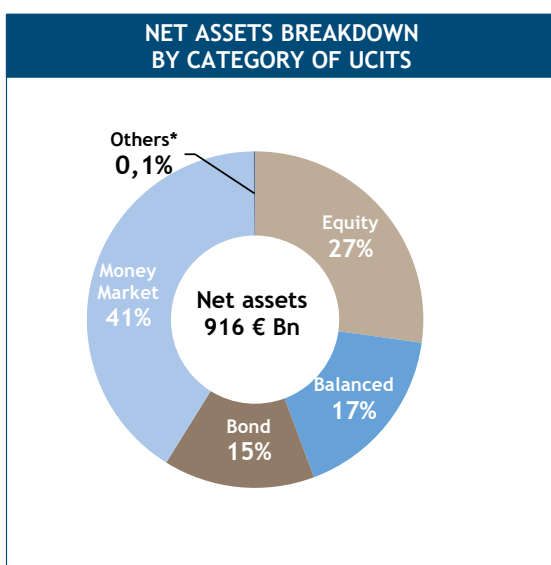
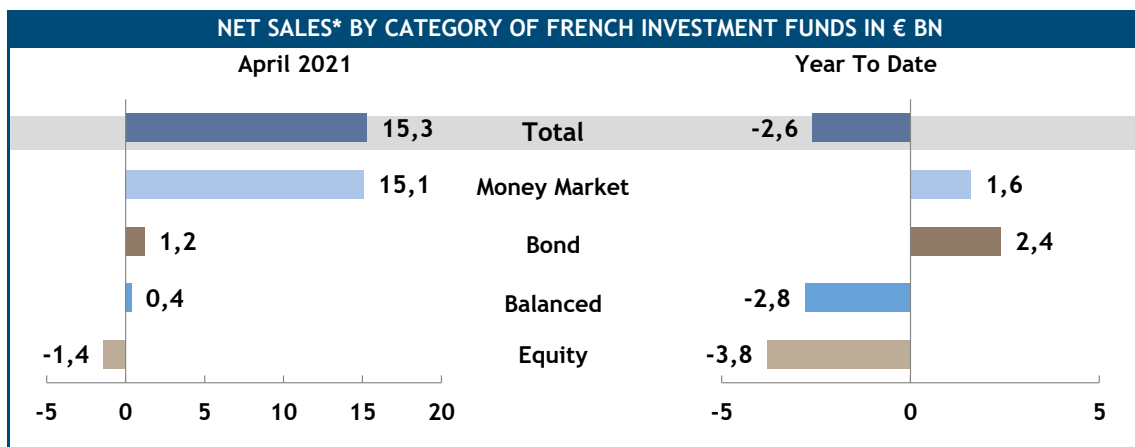


EVOLUTION OF NET ASSETS BY CATEGORY OF FRENCH INVESTMENT FUNDS IN € BN			
Category	Net Assets	Net assets variation	
	2021/04/30	over a month	Year To Date
Equity	370,1	6,8	28,5
Balanced	352,5	4,6	10,4
Bond	291,5	1,4	1,6
Money Market	393,2	14,9	0,8
Others*	719,3	10,3	18,3
Total	2126,6	38,0	59,6
Total w/o MMF.	1733,4	23,1	58,8

* Others : Guaranteed/protected funds, Employees savings, PE, Real Estate, FoHF, and Securitization Funds



*Others : Guaranteed/protected funds, Employees savings, PE, Real Estate, FoHF and Securitization Funds.



*Transfers adjusted