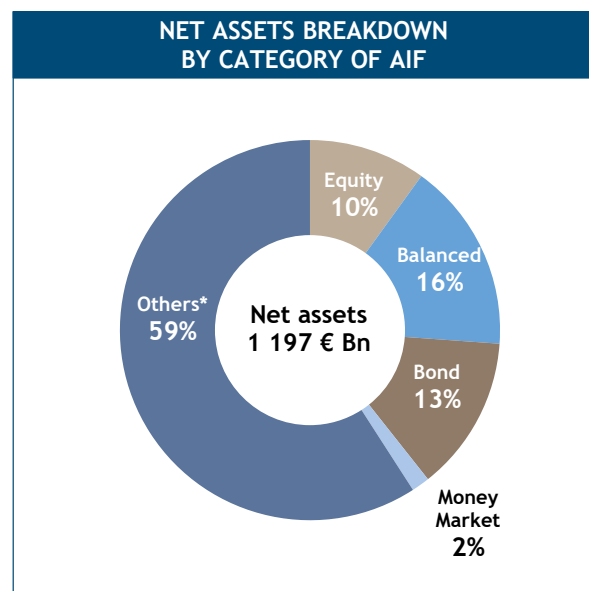
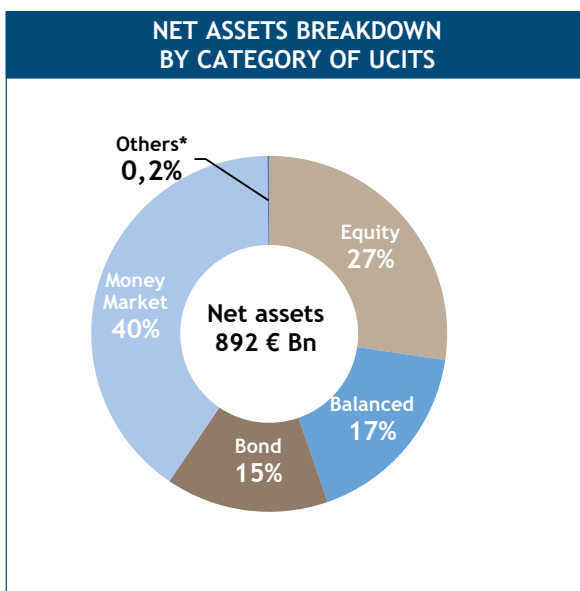
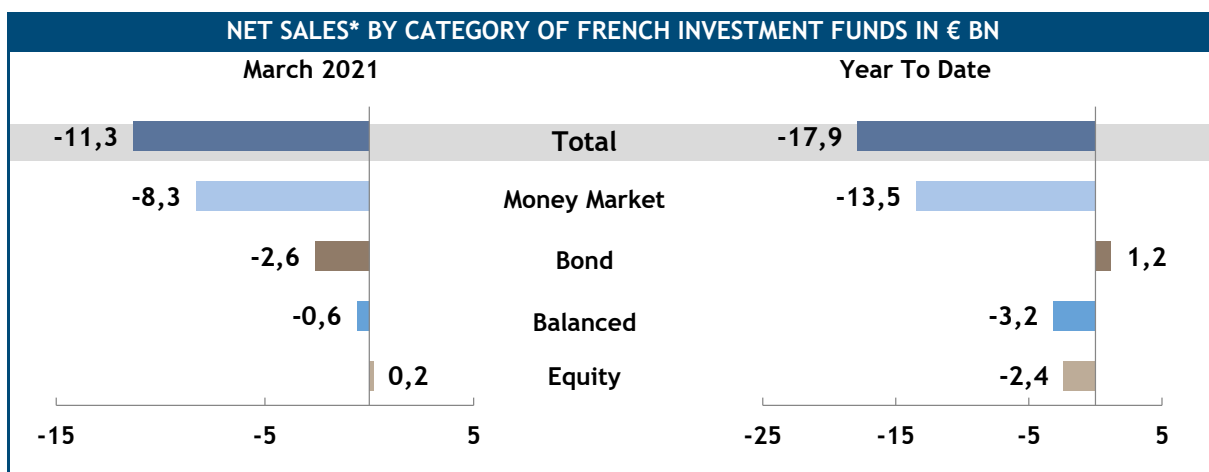


EVOLUTION OF NET ASSETS BY CATEGORY OF FRENCH INVESTMENT FUNDS IN € BN			
Category	Net Assets	Net assets variation	
	2021/03/31	over a month	Year To Date
Equity	363,3	17,6	21,7
Balanced	347,9	5,5	5,8
Bond	290,1	-1,8	0,2
Money Market	378,3	-8,5	-14,1
Others*	709	3,5	8
Total	2088,6	16,3	21,6
Total w/o MMF.	1710,3	24,8	35,7

* Others : Guaranteed/protected funds, Employees savings, PE, Real Estate, FoHF, and Securitization Funds



*Others : Guaranteed/protected funds, Employees savings, PE, Real Estate, FoHF and Securitization Funds.



*Transfers adjusted