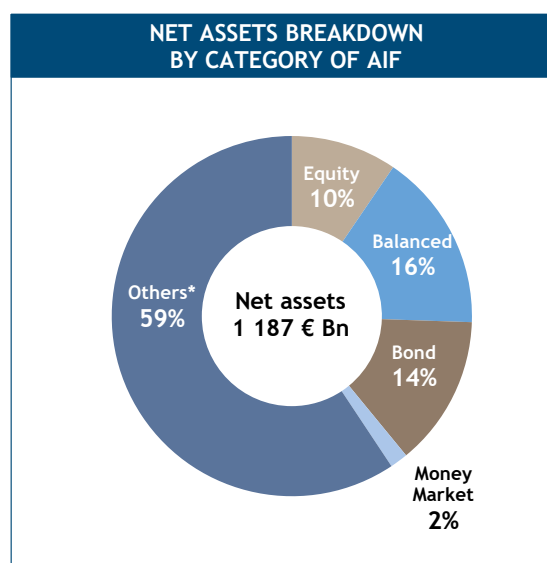
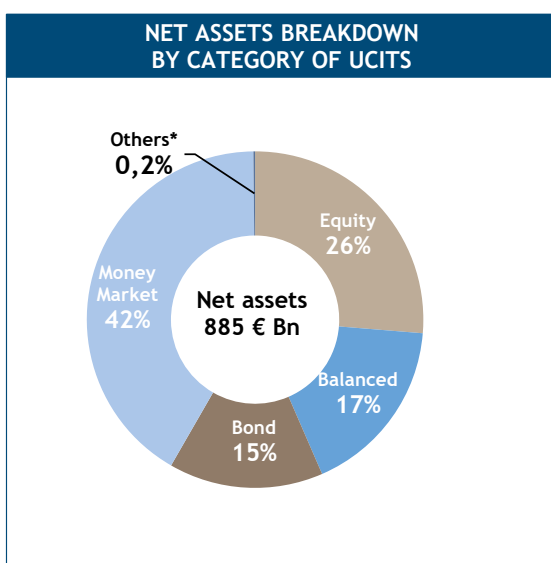
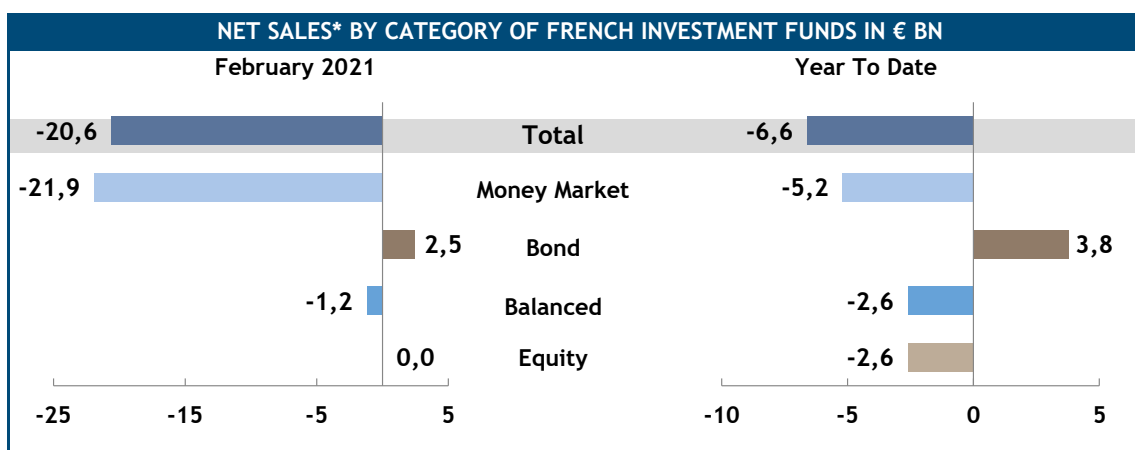


EVOLUTION OF NET ASSETS BY CATEGORY OF FRENCH INVESTMENT FUNDS IN € BN			
Category	Net Assets	Net assets variation	
	2021/02/28	over a month	Year To Date
Equity	345,7	7,9	4,1
Balanced	342,4	2,3	0,3
Bond	291,9	1,1	2,0
Money Market	386,8	-22,1	-5,6
Others*	705,5	6,8	4,5
Total	2072,3	-4,0	5,3
Total w/o MMF.	1685,5	18,1	10,9

* Others : Guaranteed/protected funds, Employees savings, PE, Real Estate, FoHF, and Securitization Funds



*Others : Guaranteed/protected funds, Employees savings, PE, Real Estate, FoHF and Securitization Funds.



*Transfers adjusted