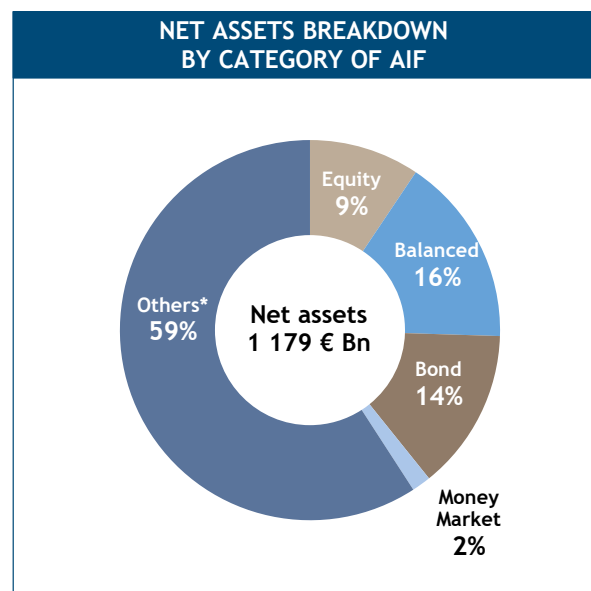
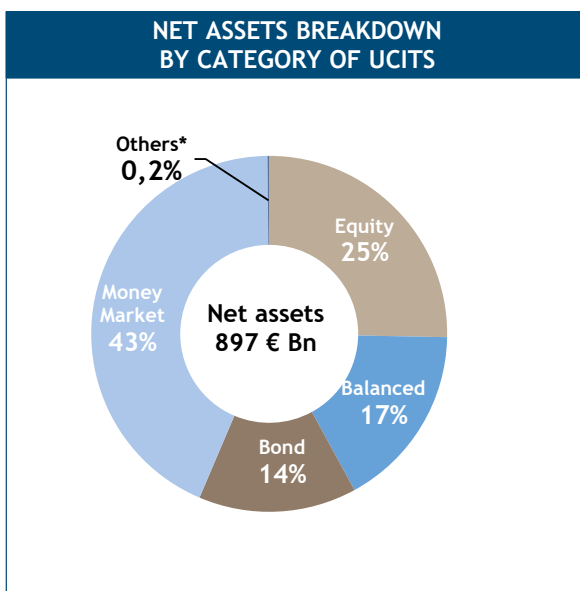
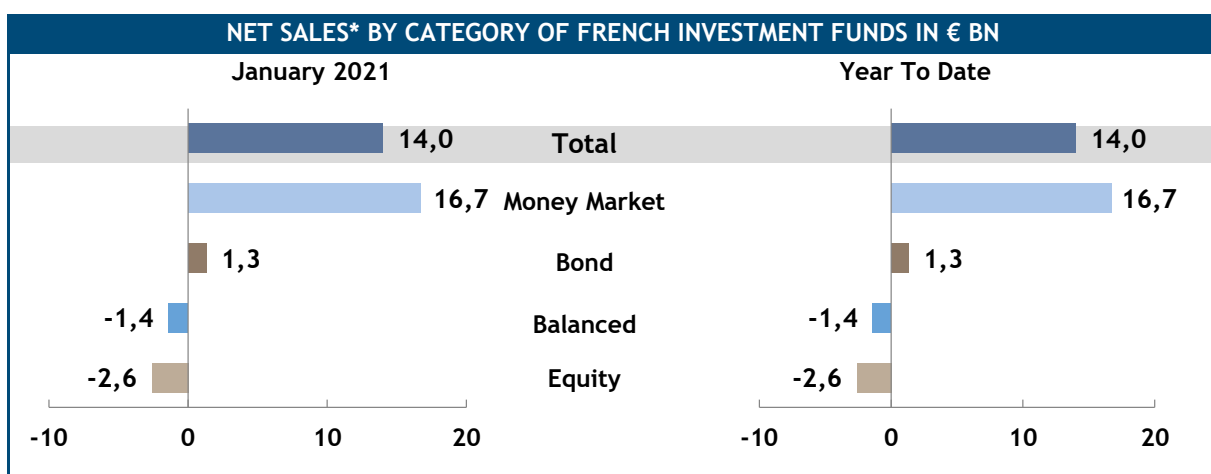


EVOLUTION OF NET ASSETS BY CATEGORY OF FRENCH INVESTMENT FUNDS IN € BN			
Category	Net Assets	Net assets variation	
	2021/01/31	over a month	Year To Date
Equity	337,8	-3,8	-3,8
Balanced	340,1	-2	-2
Bond	290,8	0,9	0,9
Money Market	408,9	16,5	16,5
Others*	698,7	-2,3	-2,3
Total	2076,3	9,3	9,3
Total w/o MMF.	1667,4	-7,2	-7,2

* Others : Guaranteed/protected funds, Employees savings, PE, Real Estate, FoHF, and Securitization Funds



*Others : Guaranteed/protected funds, Employees savings, PE, Real Estate, FoHF and Securitization Funds.



*Transfers adjusted