

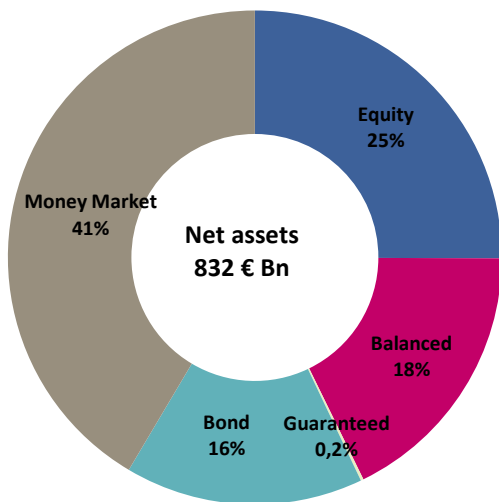
FRENCH INVESTMENT FUNDS MONTHLY STATISTICS AUGUST 2020

Evolution of net assets by category of French Investment Funds € Bn

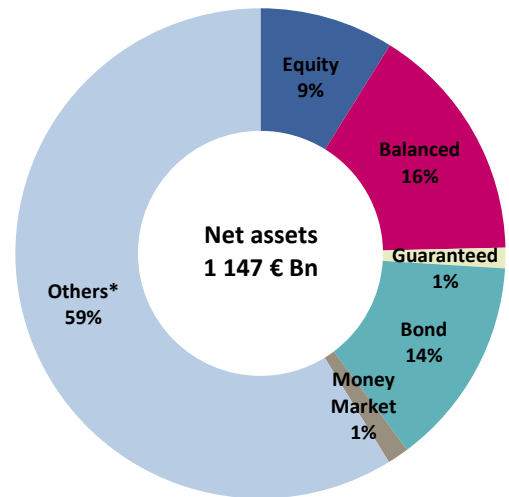
Category	Net assets		Net assets variation	
	2020/08/31	over a month	Year To Date	
Equity	310,1	10,9	-19,7	
Balanced	328,2	5,0	-17,7	
Guaranteed	17,0	-0,1	-2,3	
Bond	288,0	1,8	3,1	
Money Market	361,6	7,9	48,0	
Others*	674,3	17,3	7,4	
Total	1979,2	42,8	18,8	
Total w/o MMF.	1617,6	34,9	-29,2	

* Others : Employees savings, PE, Real Estate, FoHF, and Securitization Funds

Net assets breakdown by category of UCITS

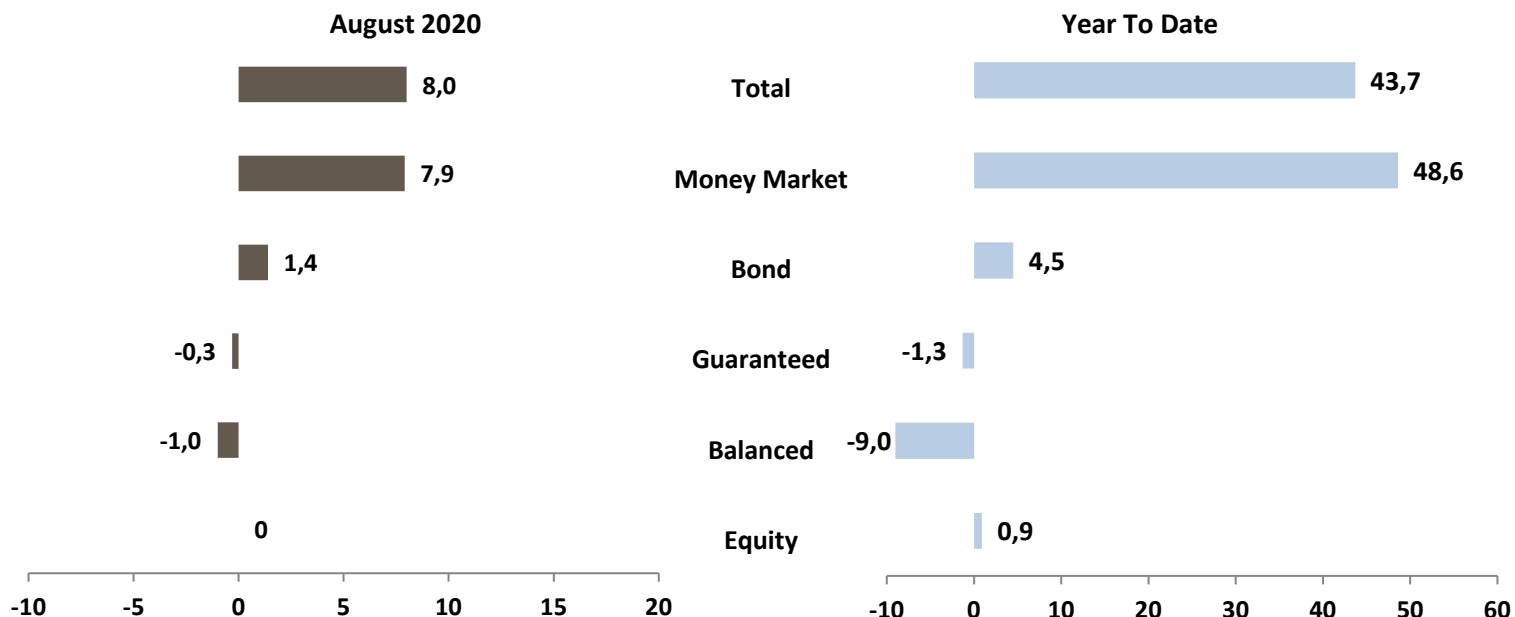


Net assets breakdown by category of AIF



*Others : Employees savings, PE, Real Estate, FoHF and Securitization Funds

Net sales* by category of French Investment Funds in € Bn



*Transfers adjusted