

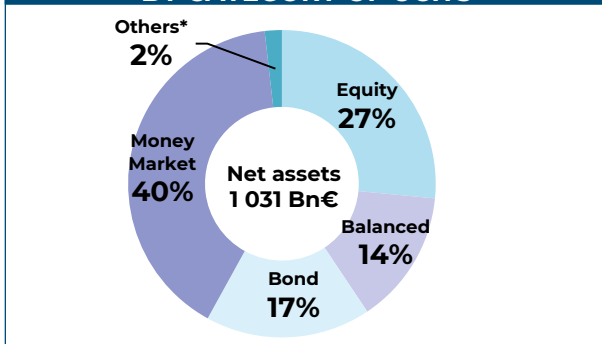
FRENCH INVESTMENT FUNDS MONTHLY STATISTICS

EVOLUTION OF NET ASSETS BY CATEGORY OF FRENCH INVESTMENT FUNDS IN € BN

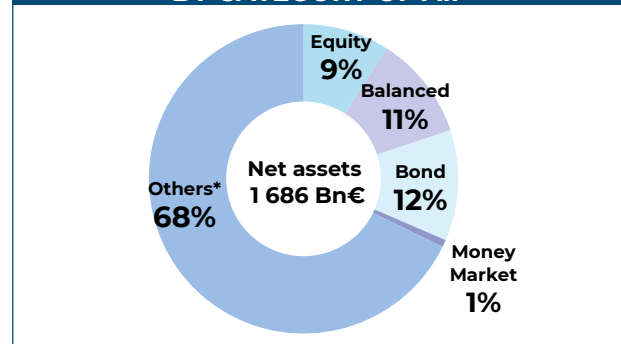
Category	Net Assets	Net assets variation	
	2025/12/31	over a month	Year To Date
Equity	425,7	3,7	34,4
Balanced	329,2	2,3	22,8
Bond	374,4	-0,1	30,9
Money Market	427,1	-25,5	-6,8
Others*	1 161,2	41,8	134,2
Total	2 717,6	22,2	215,5
Total w/o MMF.	2 290,5	47,7	222,3

*Others : Guaranteed/protected funds, Employees savings, PE, Real Estate, FoHF, and Securitization Funds

NET ASSETS BREAKDOWN BY CATEGORY OF UCITS



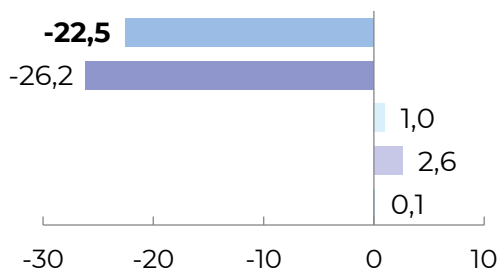
NET ASSETS BREAKDOWN BY CATEGORY OF AIF



*Others : Guaranteed/protected funds, Employees savings, PE, Real Estate, FoHF and Securitization Funds

NET SALES BY CATEGORY OF FRENCH INVESTMENT FUNDS IN € BN

December 2025



Year To Date

