

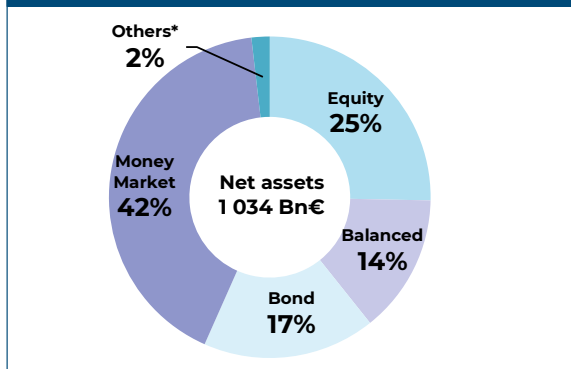
FRENCH INVESTMENT FUNDS MONTHLY STATISTICS

EVOLUTION OF NET ASSETS BY CATEGORY OF FRENCH INVESTMENT FUNDS IN € BN

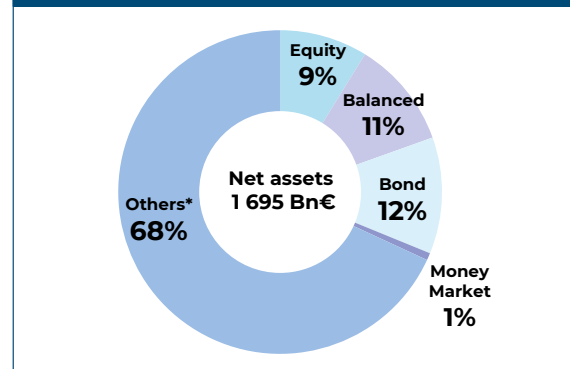
Category	Net Assets	Net assets variation	
	2026/03/31	over a month	Year To Date
Equity	410,5	-31,7	-15,2
Balanced	326,6	-14,0	-2,6
Bond	376,8	-6,1	2,4
Money Market	441,4	-7,7	14,3
Others*	1 173,3	-3,5	12,2
Total	2 728,6	-63,0	11,1
Total w/o MMF.	2 287,2	-55,3	-3,2

* Others : Guaranteed/protected funds, Employees savings, PE, Real Estate, FoHF, and Securitization Funds

NET ASSETS BREAKDOWN BY CATEGORY OF UCITS

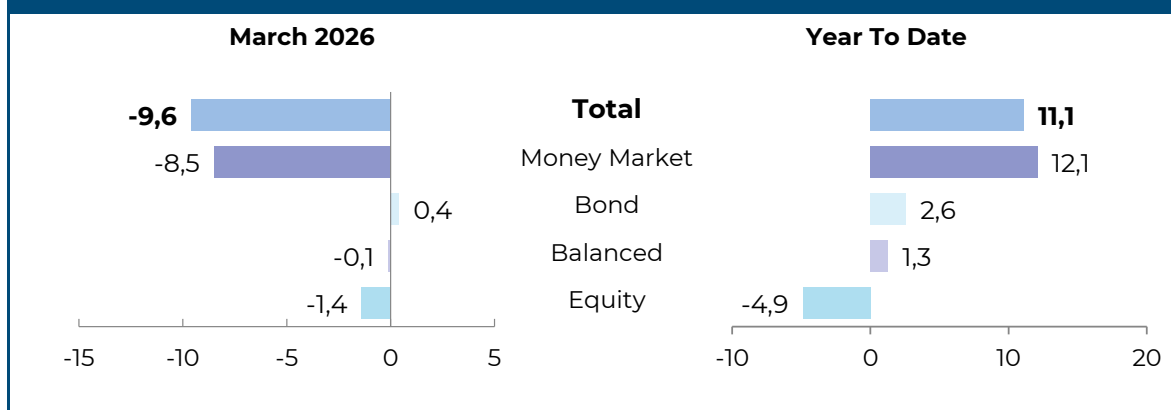


NET ASSETS BREAKDOWN BY CATEGORY OF AIF



*Others : Guaranteed/protected funds, Employees savings, PE, Real Estate, FoHF and Securitization Funds

NET SALES BY CATEGORY OF FRENCH INVESTMENT FUNDS IN € BN



© www.stephaniedargent.fr