

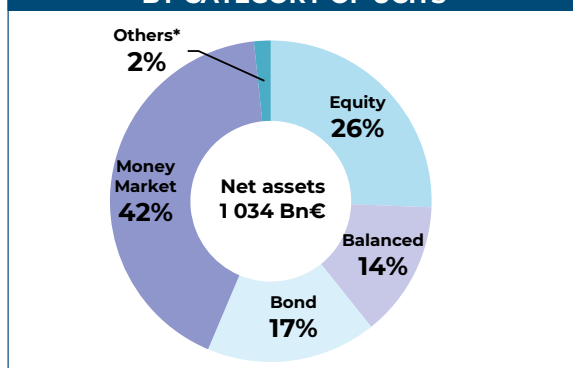
FRENCH INVESTMENT FUNDS MONTHLY STATISTICS

EVOLUTION OF NET ASSETS BY CATEGORY OF FRENCH INVESTMENT FUNDS IN € BN

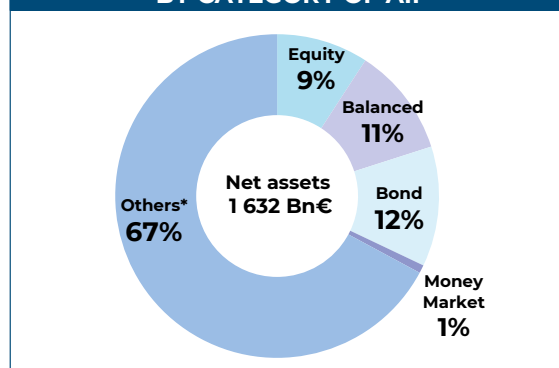
Category	Net Assets	Net assets variation	
	2025/09/30	over a month	Year To Date
Equity	414,5	8,6	23,2
Balanced	319,0	3,1	12,6
Bond	372,7	3,1	29,2
Money Market	446,9	-4,1	13,0
Others*	1 113,2	17,8	86,2
Total	2 666,3	28,5	164,2
Total w/o MMF.	2 219,4	32,6	151,2

* Others : Guaranteed/protected funds, Employees savings, PE, Real Estate, FoHF, and Securitization Funds

NET ASSETS BREAKDOWN BY CATEGORY OF UCITS

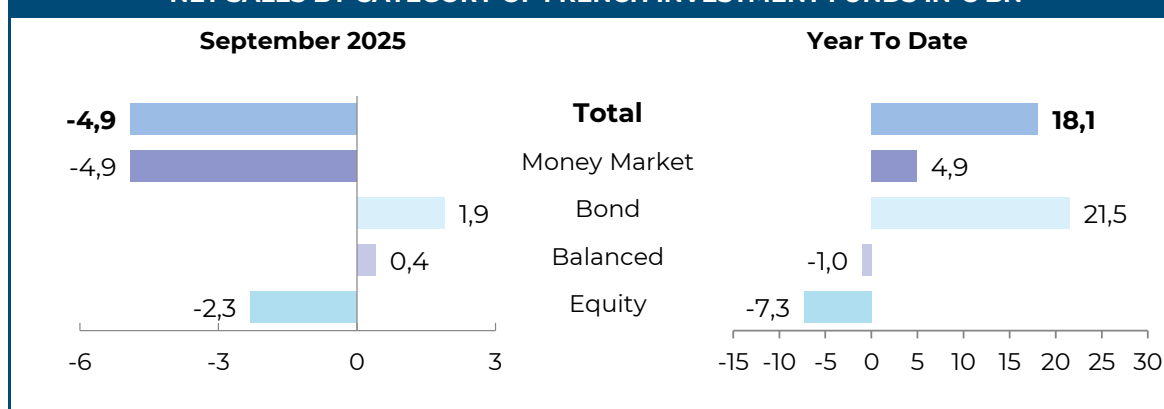


NET ASSETS BREAKDOWN BY CATEGORY OF AIF



*Others : Guaranteed/protected funds, Employees savings, PE, Real Estate, FoHF and Securitization Funds

NET SALES BY CATEGORY OF FRENCH INVESTMENT FUNDS IN € BN



© www.stephaniedargent.fr