

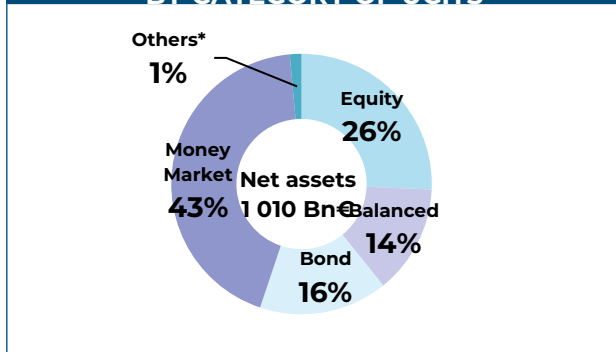
FRENCH INVESTMENT FUNDS MONTHLY STATISTICS

EVOLUTION OF NET ASSETS BY CATEGORY OF FRENCH INVESTMENT FUNDS IN € BN

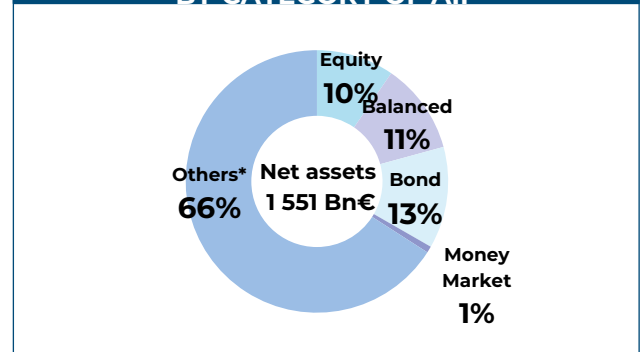
Category	Net Assets	Net assets variation	
	2025/01/31	over a month	Year To Date
Equity	407,8	16,5	16,5
Balanced	310,2	3,8	3,8
Bond	355,4	11,9	11,9
Money Market	450,5	16,6	16,6
Others*	1037,3	10,3	10,3
Total	2 561,2	59,1	59,1
Total w/o MMF.	2 110,7	42,5	42,5

*Others : Guaranteed/protected funds, Employees savings, PE, Real Estate, FoHF, and Securitization Funds

NET ASSETS BREAKDOWN BY CATEGORY OF UCITS

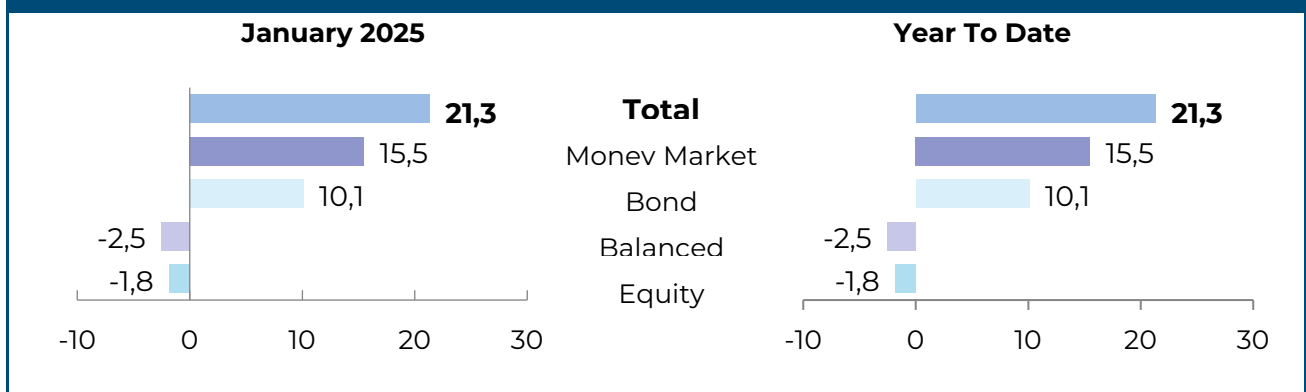


NET ASSETS BREAKDOWN BY CATEGORY OF AIF



*Others : Guaranteed/protected funds, Employees savings, PE, Real Estate, FoHF and Securitization Funds

NET SALES BY CATEGORY OF FRENCH INVESTMENT FUNDS IN € BN



© www.stephanielargent.fr